



## Student's Feedback

### Feedback of the students regarding facilities and other things available in the college 2017-2018

1] What is your intension to seek admission in this college?

- A] This course is available only in this college - 28%  
 B] The Best teaching faculty is available only in this college - 53%  
 C] More opportunities available regarding Sports & Extra Curricular activities only in this College - 14%  
 D] The best library facilities only in this college - 05%  
 E] Any other admirable facility in this college [give details] - 00%

2] What is your actual reason to choose particular faculty in this college?

- A] From Service point of view - 18% B] For acquiring knowledge - 54%  
 C] To get degree only - 25% D] Any other to specify [give details] - 03%

3] Which is your preference for learning?

- A] Notes - 44.5% B] Guides - 08 %  
 C] Text Books - 40.5% D] other reading material - 07 %

4] What your opinion about the following facilities available in the college?

S.N	Facility	Excellent	Good	Satisfactory	Un-satisfactory
1	Library Facilities	39%	39.5%	19.5%	02 %
2	Reading Room Facilities	20.5%	54.5%	22.5%	2.5%
3	Games & Sports Facilities	28%	34.5%	34%	3.5 %
4	Extra-curricular Activities	36.5%	43%	18%	2.5%
5	Facility of Potable water	4.5%	23.5%	33%	39 %
6	Separate Toilet facility	2.5%	17.5%	41.5%	38.5%
7	Cleanliness and light facility in class rooms	09%	27.5%	42%	21.5%
8	Prizes and Motivational Schemes	26.5%	46%	23.5%	04%
9	Seating arrangement in the classrooms	11%	52%	25%	12 %

5] How do you spend your leisure time in the campus?

- A] In the reading room - 58%  
 B] Interaction with teachers - 8.5%  
 C] Discussion about syllabus with class mates - 31%  
 D] Discussion with senior students regarding syllabus - 2.5%

6] What is your opinion about socio-cultural atmosphere in the campus?

- A] Excellent - 17.5% B] Good - 43.5%  
 C] Satisfactory - 35.5 % D] Unsatisfactory - 3.5 %

7] Do you feel that there should be extracurricular activities in the collage?

- A] Yes - 94.5% B] No - 5.5 %

8] Which extra-curricular activities do you preferably expect to have in this college?

- A] NSS - 17% B] Guidance of competitive exam - 61%  
 C] Games & Sports - 13% D] Cultural Programs - 09%

9] Which extracurricular activity would you like to prefer most?

- A] NSS - 13% B] Guidance of competitive exam - 67%  
 C] Games & Sports - 14% D] Cultural Programs - 06%

Date: 22/12/2017

Committee Members

- 1) Dr. S.V. Chatur - *Chatur*  
 2) Dr. K.V. Dhawale - *Dhawale*  
 3) Dr. P.H. Bhagwat - *BH*

*Inform the Concerning  
 to complete the course.  
 in next session  
 22/12/2017*

कार्यालय, जिल्हा शिक्षण, इलाहाबाद जिल्हा शिक्षण विभाग

(३१-१२-१७) मी. विद्यापीठाला शिष्यांचे मूल्यमापन (२०१७-१८)

शिष्यांचे नाव :- विद्यापीठ विभाग :- शिक्षण  
 (३१) तारीख :- २२/१२/१७

१. उच्च शिक्षण ( ) मूल्यमापन ( ) मूल्यमापन

२. उच्च शिक्षण ( ) मूल्यमापन ( ) मूल्यमापन

३. उच्च शिक्षण ( ) मूल्यमापन ( ) मूल्यमापन

४. उच्च शिक्षण ( ) मूल्यमापन ( ) मूल्यमापन

५. उच्च शिक्षण ( ) मूल्यमापन ( ) मूल्यमापन

६. उच्च शिक्षण ( ) मूल्यमापन ( ) मूल्यमापन

७. उच्च शिक्षण ( ) मूल्यमापन ( ) मूल्यमापन

८. उच्च शिक्षण ( ) मूल्यमापन ( ) मूल्यमापन

९. उच्च शिक्षण ( ) मूल्यमापन ( ) मूल्यमापन

१०. उच्च शिक्षण ( ) मूल्यमापन ( ) मूल्यमापन

११. उच्च शिक्षण ( ) मूल्यमापन ( ) मूल्यमापन

१२. उच्च शिक्षण ( ) मूल्यमापन ( ) मूल्यमापन

१३. उच्च शिक्षण ( ) मूल्यमापन ( ) मूल्यमापन

१४. उच्च शिक्षण ( ) मूल्यमापन ( ) मूल्यमापन

१५. उच्च शिक्षण ( ) मूल्यमापन ( ) मूल्यमापन

१६. उच्च शिक्षण ( ) मूल्यमापन ( ) मूल्यमापन

१७. उच्च शिक्षण ( ) मूल्यमापन ( ) मूल्यमापन

१८. उच्च शिक्षण ( ) मूल्यमापन ( ) मूल्यमापन

१९. उच्च शिक्षण ( ) मूल्यमापन ( ) मूल्यमापन

२०. उच्च शिक्षण ( ) मूल्यमापन ( ) मूल्यमापन

२१. उच्च शिक्षण ( ) मूल्यमापन ( ) मूल्यमापन

२२. उच्च शिक्षण ( ) मूल्यमापन ( ) मूल्यमापन

२३. उच्च शिक्षण ( ) मूल्यमापन ( ) मूल्यमापन

२४. उच्च शिक्षण ( ) मूल्यमापन ( ) मूल्यमापन

२५. उच्च शिक्षण ( ) मूल्यमापन ( ) मूल्यमापन

मुंगसाजी महाराज महाविद्यालय, दारुका जि. यवतमाळ

शिष्यांचे नाव :- K. K. Hurdle विभाग :- Physics

मूल्यमापन (२०१७-१८)

सूचना :- सर्व विद्यार्थ्यांना सूचित करण्यात येते की, या मूल्यांकनात आपल्या शिष्यांचे मूल्यमापन

करण घ्यावे. विद्यार्थ्यांनी दिलेल्या रकान्यात १, २, ३, ४ असे क्रमांक नोंदवायचे आहेत.

गुणांची रूपरेखा :- १) उत्कृष्ट २) चांगले ३) समाधानकारक ४) असमाधानकारक

- १) शिष्यांचे विषयाचे ज्ञान ( २ )
- २) शिष्यांचे भाषाबरील प्रभुत्व ( ४ )
- ३) शिष्यांचा आवाज व लय ( ५ )
- ४) शिष्यांचे सामान्य ज्ञान व जागृकता ( ३ )
- ५) शिष्यांचे वर्ग नियंत्रण ( १ )
- ६) शिष्यांची विषयाकडे रुची निर्माण करण्याची क्षमता ( ३ )
- ७) शिष्यांची तात्परता ( १ )
- ८) शिष्यांची विद्यार्थ्यांना प्रोत्साहन देण्याची वृत्ती ( १ )
- ९) शिष्यांचे अभ्यासक्रम पूर्ण करण्यासक्षमतेचे नियोजन ( ३ )
- १०) शिष्यांचा विद्यार्थ्यांकडे सहभाग ( ३ )
- ११) शिष्यांकडून खद्दू-फळ व शैक्षणिक साधनांचा वापर ( २ )
- १२) शिष्यांची शिक्षणात माधारलेल्या विद्यार्थ्यांना अतिरिक्त मार्गदर्शन करणाऱ्यांची इच्छा ( १ )
- १३) शिष्यांचा अभ्यासक्रमा व्यतिरिक्त उपक्रम आयोजित करण्यात सहभाग ( १ )
- १४) शिष्यांची शिकवितांना प्रश्न विचारण्याची वृत्ती ( २ )
- १५) शिष्यांकडून सर्वांगीण मत ( १ )
- १६) शिष्यांकडून इतर माहिती

प्रश्न स्वतःच्या व सर्वांना समजावून देणे हे  
 प्रश्ने सर प्रश्ने सर प्रश्ने सर प्रश्ने सर प्रश्ने सर प्रश्ने सर प्रश्ने सर प्रश्ने सर  
 विद्यार्थ्यांचे नाव :- मंगेश तारे विभाग :- Physics

Signature  
 विद्यार्थ्यांची सही



5074 Pw 09/12/2018

Mungsaji Maharaj Mv., Darwaha  
Educational Tour (Session 2017-18)  
(Raman Science Centre-Maharaj Raag-Surahadi-Telankhadi-Nagpur)

Sr.	Name of Students	Class	Mobile No.	Signature
1	Ku. Asra Saeed Nigam	B.Sc. III	8637794787	
2	Ku. Rani D. Ambekar	B.Sc. III		
3	Ku. Gayatri Pawale	B.Sc. III		
4	Dr. Raj. Uttamrao Chavan	B.Sc. III		
5	Ankush Vijay Bette	B.Sc. III		
6	Ku. Sadiya Anjum Wasmuddin	B.Sc. III		
7	Ku. Rajat D. Arav Chaudhary	B.Sc. III	9730843262	
8	Ku. Vanshraj Vinod Raut	B.Sc. III	9011248563/9146086151	
9	Ku. Shama Parveen Syed Muzaffar	B.Sc. III		
10	Ku. Kalyan Anil Sangawar	B.Sc. III	8605715205/805351030	
11	Ku. Pragati Rajendra Gawande	B.Sc. III	9146411212	
12	Ku. Bageshwar D. D. Harni	B.Sc. III		
13	Ku. Pooja Lakshman Dhanwar	B.Sc. III		
14	Ku. Chetna D. Thakare	B.Sc. II		
15	Ku. Mayur N. Renapurkar	B.Sc. II		
16	Ku. Sanjivani U. Rathod	B.Sc. II		
17	Ku. Shubhlingi P. Khode	B.Sc. II		
18	Ku. Kavita S. Chore	B.Sc. II		
19	Ku. Pooja P. Bawane	B.Sc. II		
20	Ku. Rupali B. Kelkar	B.Sc. II		
21	Ku. Parshweta K. Gulhane	B.Sc. II		
22	Ku. Chaitali R. Sarve	B.Sc. II		
23	Ku. Anika R. Drote	B.Sc. II		
24	Ku. Bhagyashree S. Bhande	B.Sc. II		
25	Ku. Pooja A. Chopde	B.Sc. II		
26	Ku. Minak D. Chikte	B.Sc. II		
27	Ku. Sneha S. Kale	B.Sc. II		
28	Ku. Pooja Ambekar	B.Sc. II		
29	Ku. Harshali M. Tavnre	B.Sc. II		
30	Ku. Akanksha M. Kakarwar	B.Sc. II		
31	Ku. Manisha S. Patil	B.Sc. II		
32	Ku. Madan P. Dudhe	B.Sc. II		
33	Ku. Hemant V. Chavhan	B.Sc. II		
34	Ku. Prashant M. Adkine	B.Sc. II		
35	Ku. Mayur M. Panchbuddhe	B.Sc. II		
36	Ku. Ghanshyam S. Bhoir	B.Sc. II		
37	Ku. Sagar U. Bankar	B.Sc. II		
38	Ku. Vikram B. Ajmer	B.Sc. II		
39	Ku. Shubham D. Bhoir	B.Sc. II		
40	Ku. Vatsal S. Jadhav	B.Sc. II		
41	Ku. Anju M. Alone	B.Sc. II		
42	Ku. Manju M. Alone	B.Sc. II		
43	Ku. Shritika M. Kaware	B.Sc. II		
44	Ku. Darshana Gawande	B.Sc. II		
45	Ku. Pooja Jadhav	B.Sc. II		
46	Ku. Gajanan Tote	B.Sc. II		
47	Ku. Samadhan Patil	B.Sc. II		
48	Ku. Abhay H. Tiwari	B.Sc. III	9767694062	
49	Ku. Vaidhvi K. Tajne	B.Sc. III		
50	Ku. Pranti B. Kamble	B.Sc. III		
51	Ku. Shubham P. Dudhe	B.Sc. III		
52	Ku. Sagar B. Pachgade	B.Sc. III		

Study Tour  
(Session - 2017-18)  
Raman Science Centre  
11/02/18

Sr no	Name of student	Class	Mobile No.	Sign
1	Gauran Parvinder S. Chaudhary	B.Sc. III	9623490833	
2	Shubham Bhagwan Ingole	B.Sc. III	9073797993	
3	Chetan Ingole	B.Sc. III	9511630625	
4	Vikky Ratnaparkhe	B.Sc. III	9572932813	
5	Tushar Rathod	B.Sc. III	9747225428	
6	Dhruv Rathod	B.Sc. III	8603544626	
7	Salman Khan	B.Sc. III	7057253635	
8	Mad. Arunyan	B.Sc. III	9518333474	
9	Shahinawaz Zabi	B.Sc. III	9746965399	
10	Itar Shakti	B.Sc. III	9760436900	
11	Taufiq Solanki	B.Sc. III	9532872998	
12	Jafar Solanki	B.Sc. III	9766363969	
13	Itar Shakti	B.Sc. III	9746965399	
14	Mad. Arunyan	B.Sc. III	9746965399	
15	Pallavi Gawande	B.Sc. III	9850367233	
16	Radhika Chaudhari	B.Sc. III	7721058829	
17	Nushad Parvin	B.Sc. III	7412162461/8652117361	
18	Jaysha Shakti	B.Sc. III	7610154821	
19	Pratisha Chaudhari	B.Sc. III	7776908951	
20	Nayan Tangede	B.Sc. III	8481855225	
21	Nisha Chavhan	B.Sc. III	9527018618	
22	Kavita Dhanwar	B.Sc. III	8854038047	
23	Pragati Vore	B.Sc. III	9011521385/7074531926	
24	Shweta Pawar	B.Sc. III	918242218	
25	Pooja Dhanwar	B.Sc. III		
26	Raghavani Harni	B.Sc. III	9767505093	
27	Ratnapal Ravi	B.Sc. III	7057286329	
28	Avinash Shinde	B.Sc. III	7038683929	
29	Yashwanth Jadhav	B.Sc. III	9146677229	
30	Sushant Chatur	B.Sc. III	8854038047	
31	Shubham Khan	B.Sc. III	9130193416	
32	Mayuri Ade	B.Sc. III	7038682216	
33	Mohina Kale	B.Sc. III	9284661876	
34	Vaishnavi Kale	B.Sc. III	7519338176	
35	Ashvini Kasambe	B.Sc. III	7745877733	
36	Shakti Zabi	B.Sc. III	9211113194	
37	Nafiz Khan A. Khan	B.Sc. III	9689065620	
38	Pratisha Lokhande	B.Sc. III	9130653328	
39	Pallavi Bhoir	B.Sc. III	9657323448	
40	Sapana Jogdand	B.Sc. III	8379086814	
41	Nirjala Gawande	B.Sc. III		
42	Sneha Kale	B.Sc. III	7038146938	
43	Shubham Kalikar	B.Sc. III	9922251977	
44	Manish Chavhan	B.Sc. III	9155313961	
45	Mad. Shakti	B.Sc. III	9822301253	
46	Utkarsha Patil	B.Sc. III	9552230037	
47	Anika Thakare	B.Sc. III	9822301253	
48	Karishma Thakare	B.Sc. III	9765901527	
49	Vaishnavi Rajurkar	B.Sc. III	9552452945	
50	Nikita Jadhav	B.Sc. III		
51	Katli Jamgade	B.Sc. III		
52	Tushik Khan	B.Sc. III	9689442321	
53	Jayshree Bhanawat	B.Sc. III	9552423284	
54	Sohali Nirban	B.Sc. III		
55	Pallavi Sonwane	B.Sc. III		

## Session 2018-2019

### Student's Feedback

#### Feedback of the students regarding facilities and other things available in the college 2018-2019

##### 1) What is your intension to seek admission in this college?

- A) This course is available only in this college - 18.66%  
 B) The Best teaching faculty is available only in this college - 53%  
 C) More opportunities available regarding Sports & Extra Curricular activities only in this College - 17.33%  
 D) The best library facilities only in this college - 11%  
 E) Any other admirable facility in this college [give details] - 00%

##### 2) What is your actual reason to choose particular faculty in this college?

- A) From Service point of view - 24.66% B) For acquiring knowledge - 54%  
 C) To get degree only - 15.66% D) Any other to specify [give details] - 05.66%

##### 3) Which is your preference for learning?

- A) Notes - 42.33% B) Guides - 08.66%  
 C) Text Books - 44.66% D) other reading material - 3.33%

##### 4) What your opinion about the following facilities available in the college?

S.N.	Facility	Excellent	Good	Satisfactory	Un-satisfactory
1	Library Facilities	58%	35.66%	06.33%	00%
2	Reading Room Facilities	50%	37.66%	12.33%	00%
3	Games & Sports Facilities	34.33%	38%	27.66%	00%
4	Extra-curricular Activities	53.33%	32.33%	14.33%	00%
5	Facility of Potable water	16%	48%	34.33%	3.33%
6	Separate Toilet facility	16.66%	30.33%	48%	05%
7	Cleanliness and light facility in class rooms	19.66%	39%	33.66%	07.66%
8	Prizes and Motivational Schemes	42%	38.66%	18.33%	01%
9	Seating arrangement in the classrooms	23.33%	44.66%	31%	01%

##### 5) How do you spend your leisure time in the campus?

- A) In the reading room - 61%  
 B) Interaction with teachers - 7.66%  
 C) Discussion about syllabus with class mates - 29%  
 D) Discussion with senior students regarding syllabus - 2.33%

##### 6) What is your opinion about socio-cultural atmosphere in the campus?

- A) Excellent - 21% B) Good - 42.33%  
 C) Satisfactory - 35% D) Unsatisfactory - 01.66%

##### 7) Do you feel that there should be extracurricular activities in the collage?

- A) Yes - 97% B) No - 03%

##### 8) Which extra-curricular activities do you preferably expect to have in this college?

- A) NSS - 5.66% B) Guidance of competitive exam - 76.66%  
 C) Games & Sports - 13% D) Cultural Programs - 5.66%

##### 9) Which extracurricular activity would you like to prefer most?

- A) NSS - 13% B) Guidance of competitive exam - 63.66%  
 C) Games & Sports - 14.33% D) Cultural Programs - 09%

15/12/2018

Committee Members

Dr. S.V. Chatur - Chair  
 Dr. K.V. Dhanwar - Member  
 Dr. P.H. Bhargava - Member

NOTE SHEET

Respected sir,

The questionnaire of students feedback by 331 students on facilities available in the college for session 2019-2020 is collected. The questionnaire is analyzed by the committee and findings are attached herewith.

The committee recommends following points for the improvement in upcoming session 2020-2021

1. Excellent things

- Green and ecofriendly campus - 33.2%
- Co-operative and helpful office staff - 38.1 %
- Available prescribed books reading material in library - 38.8%
- Continuous effort takes by college to improve the quality of learning and teaching - 37.5%

2. Good things

- The overall teaching and mentoring process of the college - 55.3%
- Working condition of the equipments in the laboratory - 59.3%
- Building and classroom accessible to disable person - 61.0%
- Problems solved by Grievance committee on time - 63.4%
- Cooperative and helpful staff library - 54.4%
- Programme taken by the college for providing new opportunities, student exchange, internship etc to the students - 52%
- Clean and well maintained class rooms - 54.3%
- Separate common rooms available for girls and boys - 55.5%

3. Satisfactory things

- Internet facility provided in the campus - 74.8%

4. Unsatisfactory

- Clean drinking water available in the campus - 20.7%
- Condition of toilet and washroom in the campus - 21.6%

Committee Members

- Prof. Dr. S.V. Chatur - *Bhate*
- Prof. Dr. K.V. Dhawale - *Bhate*
- Prof. Dr. P.H. Bhagwat - *Bhate*

Note Sheet

Feedback of teachers regarding the curriculum was collected by the concerning committee. Total number of teachers who responded is 26 (Twenty Six). The following are the responses to the questionnaire for collecting teachers feedback on curriculum.

Sr. No.	Question	High	Moderate	Poor
1	The curriculum and syllabus are well organized and suitable to the program.	38.5 %	61.5 %	00 %
2	The learning objective are clear and appropriate to the program.	50 %	50 %	00 %
3	Provision to update curriculum time to time.	53.8 %	38.5 %	7.7 %
4	The system followed by the university for the design and development of curriculum is effective.	50 %	46.2 %	3.8 %
5	The curriculum has a good balance between theory and practical.	57.7 %	38.5 %	3.8 %
6	The text Books / Reference Books are well suited to the course.	57.7 %	42.3 %	00 %
7	How do you rate the distribution of contact hours among the course components.	42.3 %	57.7 %	00 %
8	How do you rate the electives offered in relation to the technological advancements.	38.5 %	42.2 %	19.2 %
9	The college has given me full freedom to adopt new techniques / strategies of teaching such as group discussions, seminar presentations and learner's participation.	80 %	20 %	00 %
10	I have the freedom to new techniques / strategies of testing and assessment of students.	80 %	20 %	00 %
11	ICT facilities in the college are adequate and satisfactory.	32 %	64 %	4 %

Analysis of teachers feedback is as under

- Overall high percentage is varying - 32 to 80 %
- Overall moderate percentage is varying - 20 to 64 %
- Overall poor percentage is varying - 0 to 19 %

Following are suggestions can be driven from the teachers.

- The electives offered in relation to the technological advancements is not be improved considerably so committee recommends for policy decision.

Committee Members

- Prof. Dr. S.V. Chatur - *Bhate*
- Prof. Dr. K.V. Dhawale - *Bhate*
- Prof. Dr. P.H. Bhagwat - *Bhate*

मुंगसाजी महाराज महाविद्यालय, दारुवा जि. सवतमाळ

विद्यार्थ्यांकडून शिक्षकांचे मूल्यमापन (२०१८-१९)

विद्यार्थ्यांचे नाव :- डॉ. सतीश चतुर सर विषय :- मराठी वाङ्मय

सूचना :- सर्व विद्यार्थ्यांना सूचित करण्यात येते की, वार मूल्यांकन आधारित आपल्या शिक्षकांचे मूल्यमापन करून दावे. विद्यार्थ्यांनी दिलेल्या सहाय्यात १,२,३,४ असे क्रमांक नोंदवण्याचे आलेल.

गुणांची रूपरेखा :- १) उत्कृष्ट २) चांगले ३) समाधानकारक ४) असमाधानकारक

- शिक्षकाचे विषयाचे ज्ञान (2)
- शिक्षकाचे भाषिकील प्रभुत्व (2)
- शिक्षकाचा आवाज व लय (1)
- शिक्षकाचे सामान्य ज्ञान व जागृकता (2)
- शिक्षकाचे वर्ग नियंत्रण (2)
- शिक्षकाची विषयामध्ये अचूक निर्माण करणारी क्षमता (2)
- शिक्षकाची ताकत (1)
- शिक्षकाची विद्यार्थ्यांना प्रोत्साहन देण्याची वृत्ती (2)
- शिक्षकाचे अभ्यासक्रम पूर्ण करणार्यांमध्ये नियंत्रण (1)
- शिक्षकांचा विद्यार्थ्यांमध्ये सहभाग (2)
- शिक्षकांकडून खर्च-पन्ना व शैक्षणिक साधनांचा वापर (2)
- शिक्षकांची शिक्षणात साधारणतः विद्यार्थ्यांना अनिर्दिष्ट मार्गदर्शन करणारी इच्छा (1)
- शिक्षकांचा अभ्यासक्रमा व्यतिरिक्त उपक्रम आयोजित करणारा सहभाग (2)
- शिक्षकांची शिकविणारा प्रश्न विचारण्याची वृत्ती (1)
- शिक्षकाबद्दल सर्वांगीन मूल्य (1)
- शिक्षकाबद्दल इतर माहिती

अचतुर सर हे खूप चांगले शिकवतात व  
राज्याच्या समसमूह समजावून सांगतात.  
विद्यार्थ्यांचे नाव :- कु. मोहना दयाल ठाकूर वर्ग :- B.A. II Sem IV

विद्यार्थ्यांची सही

*Modest*

७) महाविद्यालयामध्ये शिक्षणाव्यतिरिक्त अभ्यासेतर कार्यक्रम असावे असे आपणास वाटते काय?

(होय / नाही)

८) अभ्यासाव्यतिरिक्त कोणकोणते उपक्रम महाविद्यालयाने अग्रक्रमाने घ्यावे असे आपणास वाटते?

(एन.एस.एस./स्पर्धा प्रतियोगिता मार्गदर्शन/खेळ व क्रिडा/सांस्कृतिक कार्यक्रम)

९) महाविद्यालयीन अभ्यासेतर कार्यक्रमांमध्ये आपण प्रथम प्राधान्य कशास दाल?

(एन.एस.एस./स्पर्धा प्रतियोगिता मार्गदर्शन/खेळ व क्रिडा/सांस्कृतिक कार्यक्रम)

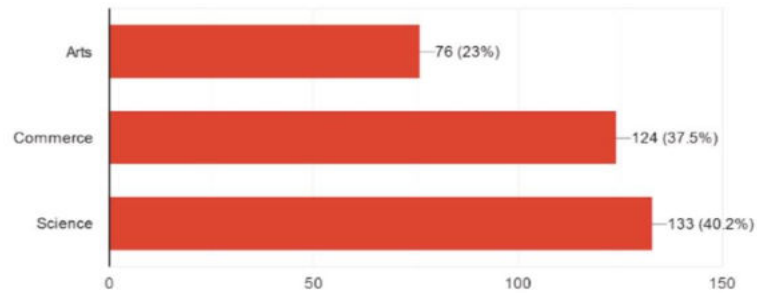
१०) महाविद्यालयाच्या विकासाबद्दल आपल्या योग्य सूचना

श्री. महाविद्यालयामध्ये विद्यार्थ्यांच्या पाठ्याची उत्तम  
सोय कोलेकी आहे.  
वाचन लक्ष फार चांगले आहे.  
प्रत्येक विद्यार्थ्यासाठी उत्कृष्ट शिक्षक आहे.  
भाषी प्रशालाची फुलीची सुविधा आहे.

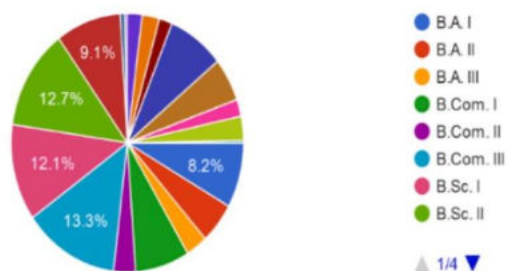
विद्यार्थ्यांची सही

## Feedback from students about college Session 2019-20

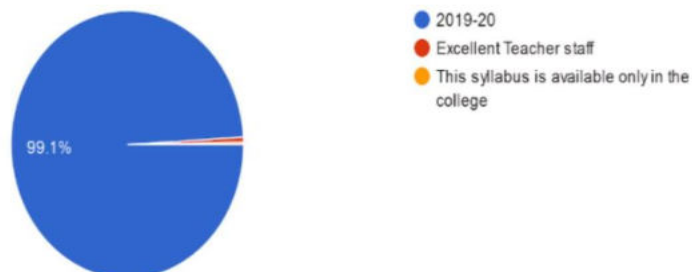
Faculty  
331 responses



Class  
331 responses

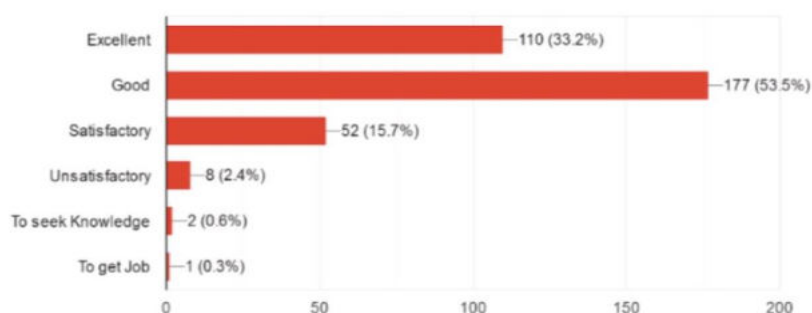


Academic Session  
331 responses



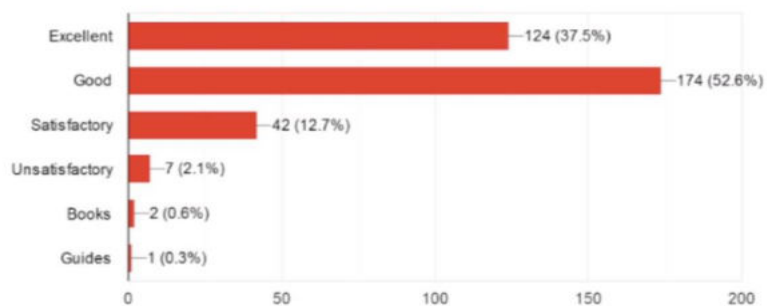
1) The green and eco-friendly campus is:

331 responses



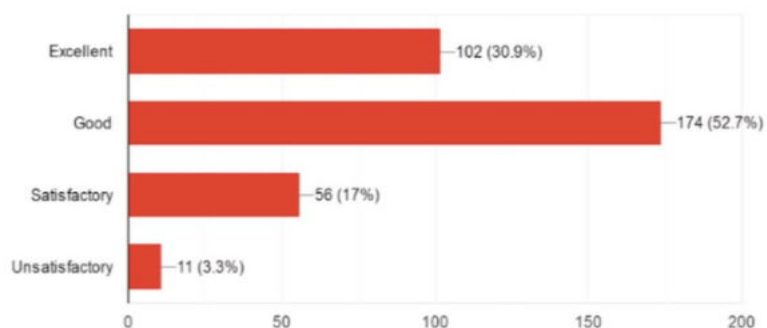
2) Continuous efforts taken by college to improve the quality of learning and teaching is :

331 responses



3) Programmes taken by the college for providing new opportunities, student exchange, internship etc. to the students are :

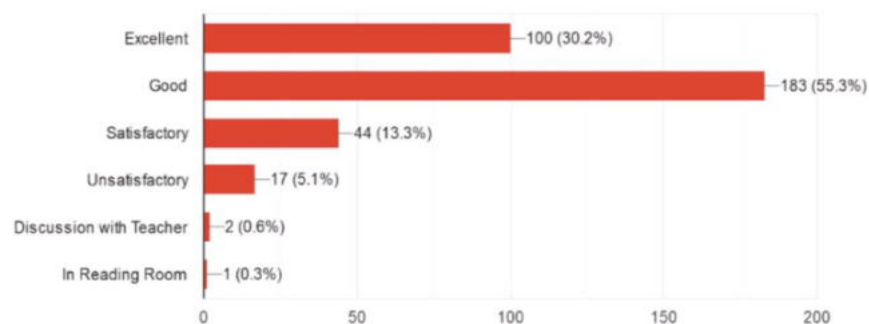
330 responses





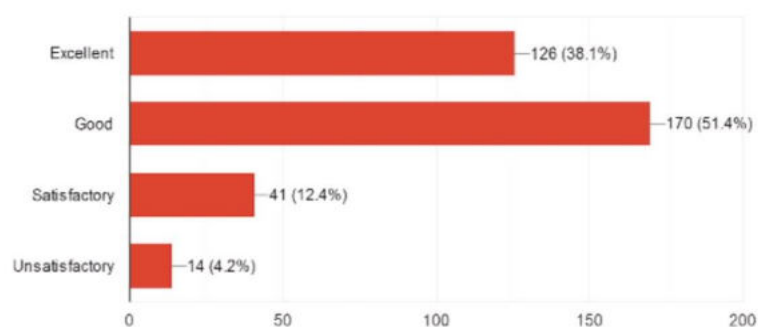
4) The overall teaching and mentoring process of the college is :

331 responses



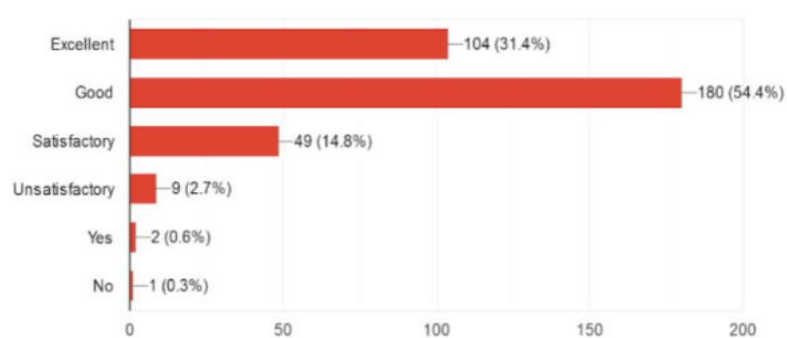
5) The cooperative and helpful official staff in the college is :

331 responses



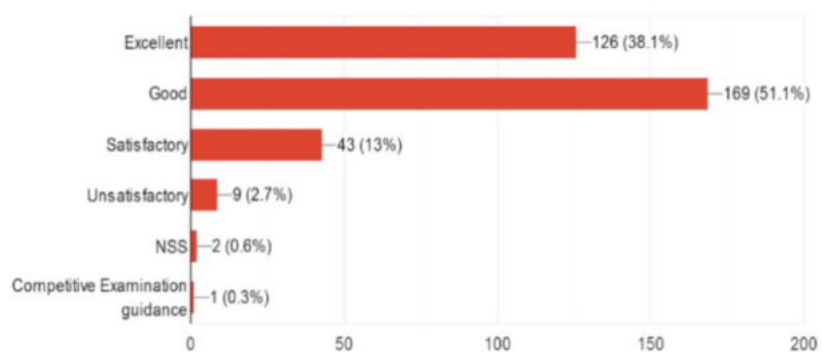
6) The helpful and cooperative library staff is :

331 responses



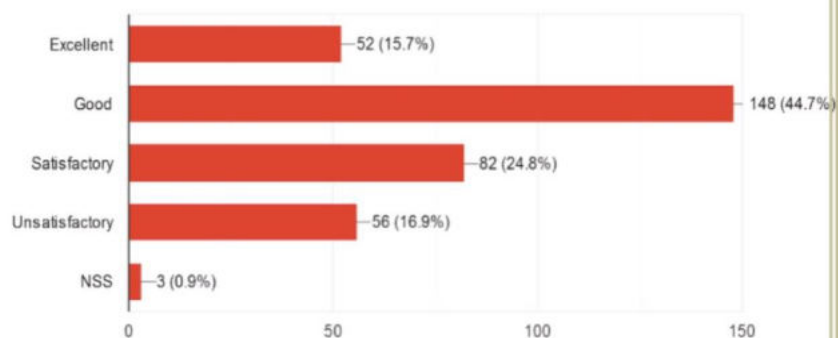
7) The available prescribed books/reading materials in the library are :

331 responses



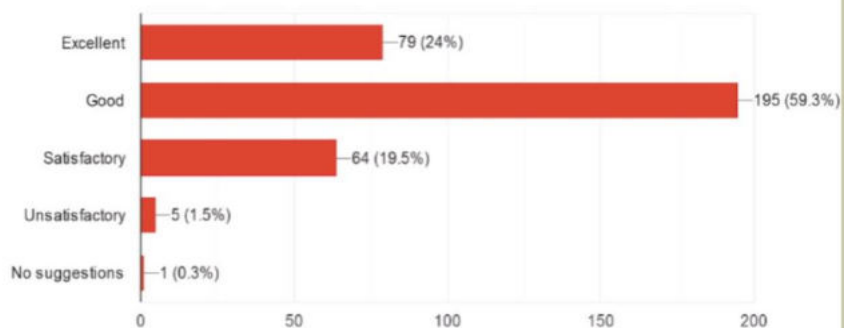
8) Internet facility provided in the campus is :

331 responses



9) Working condition of the equipment in the labs are :

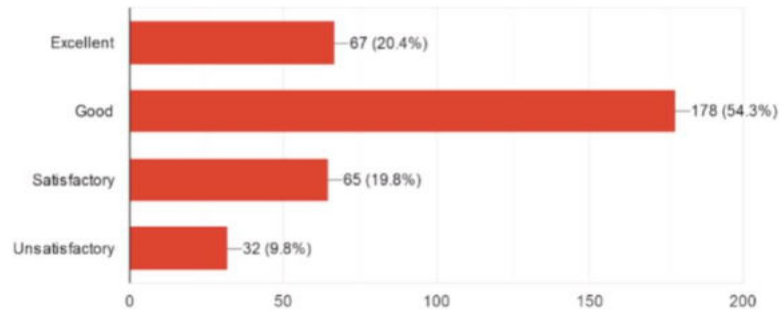
329 responses





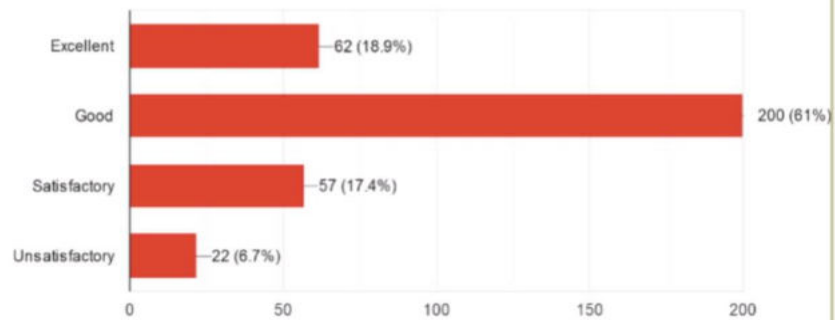
10) Clean and well maintained classrooms are :

328 responses



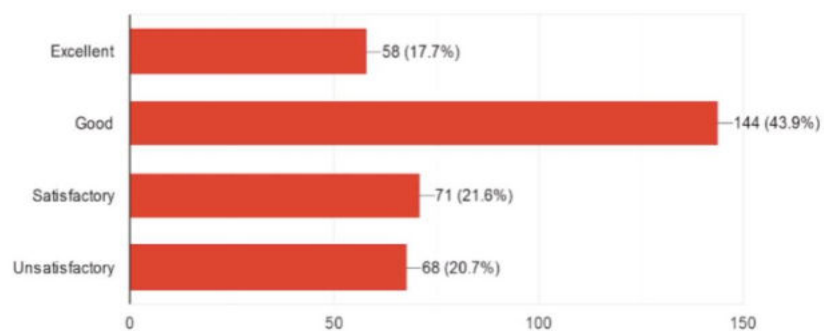
11) Building / classrooms accessible to disable persons are :

328 responses



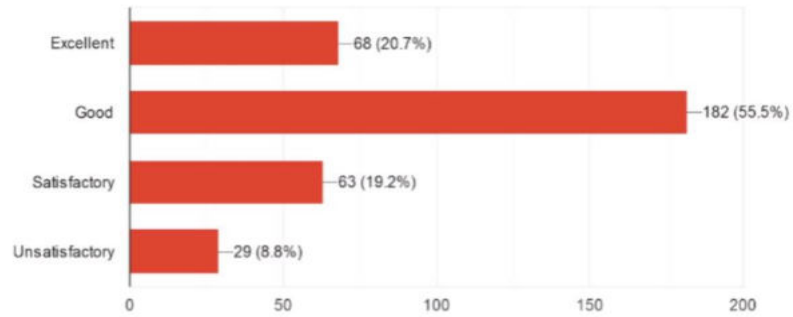
12) Clean drinking water available in the campus is :

328 responses



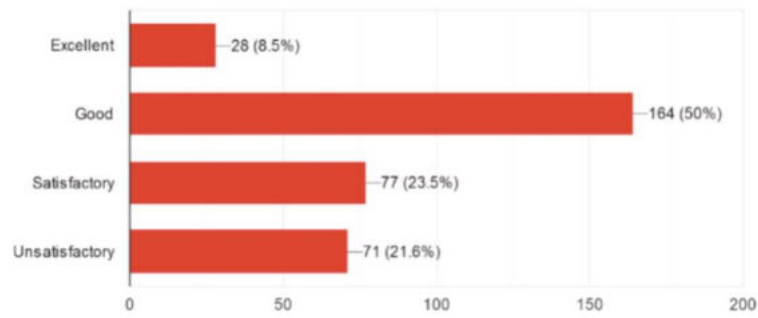
13) Separate commons available for the girls and boys are :

328 responses



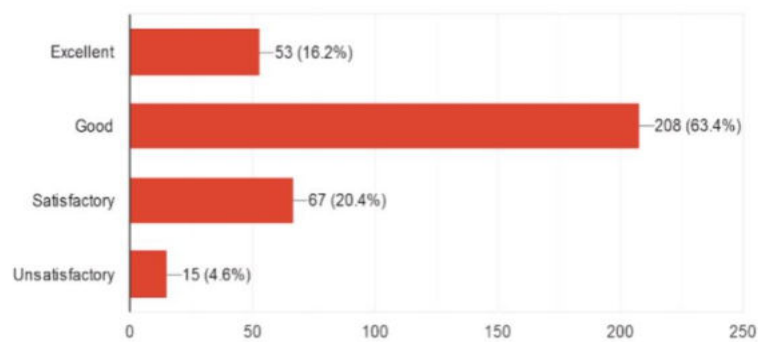
14) Condition of the toilets/washrooms in the campus is :

328 responses



15) Problems solved by grievance redressal committee on time is :

328 responses

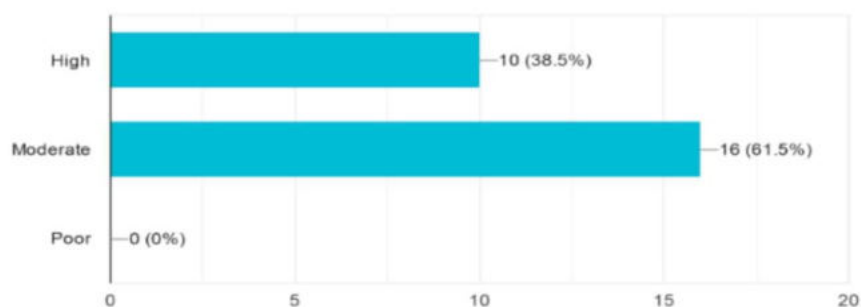


## Teacher's Feedback about Curriculum & College Session 2019-20

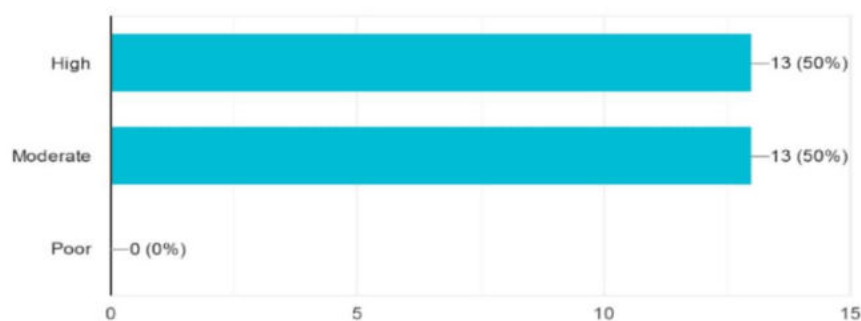
Designation  
26 responses



1) The curriculum and syllabus are well organized and suitable to the program.  
26 responses

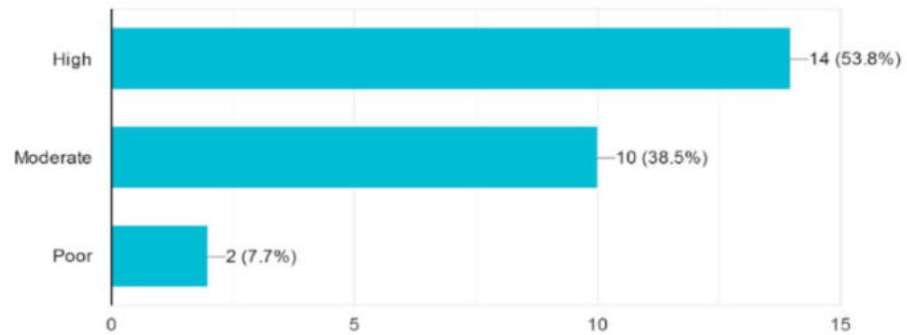


2) The learning objective are clear and appropriate to the program.  
26 responses



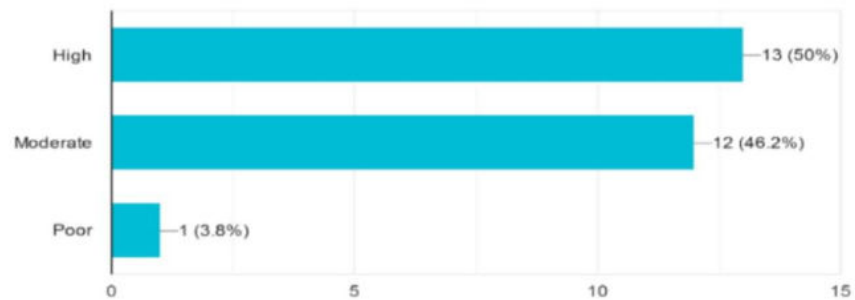
3) Provision to update curriculum time to time.

26 responses



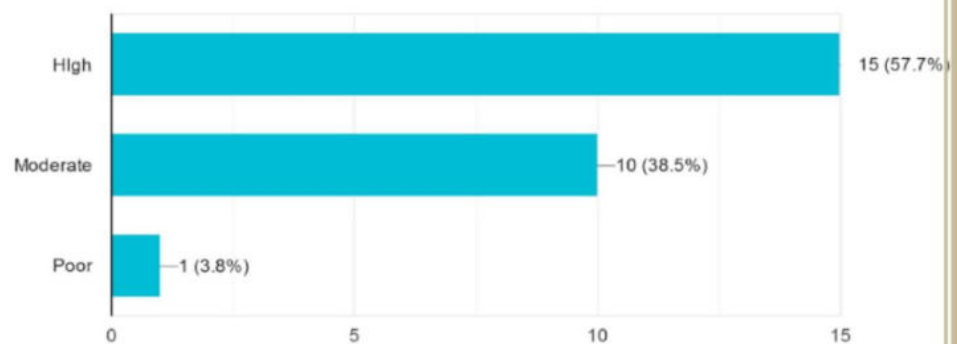
4) The system followed by the university for the design and development of curriculum is effective.

26 responses



5) The curriculum has a good balance between theory and practical.

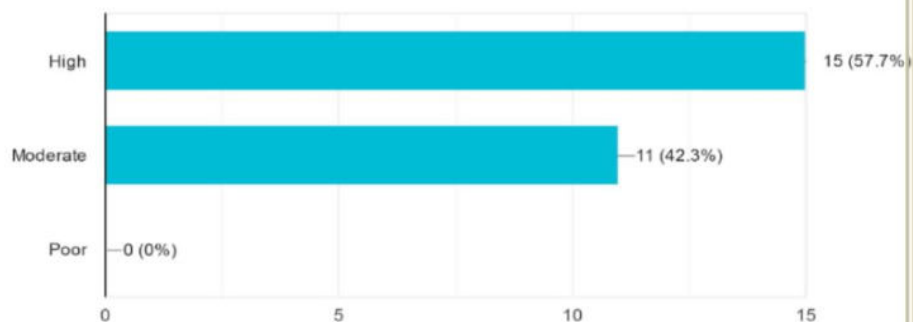
26 responses





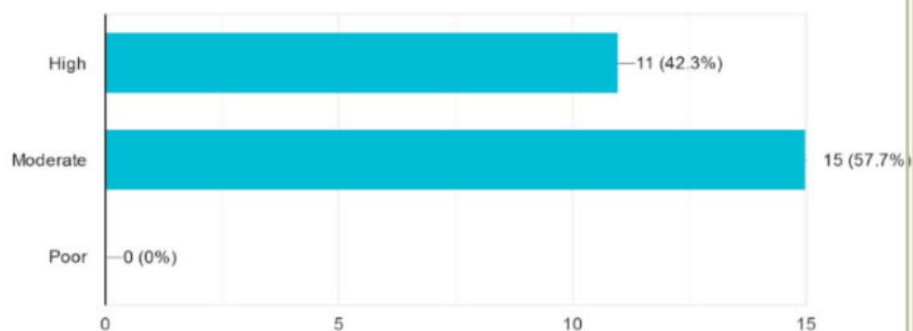
6) The text Books / Reference Books are well suited to the course.

26 responses



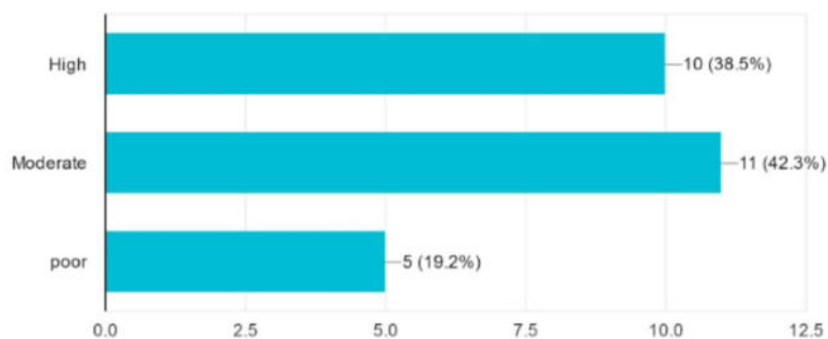
7) How do you rate the distribution of contact hours among the course components.

26 responses



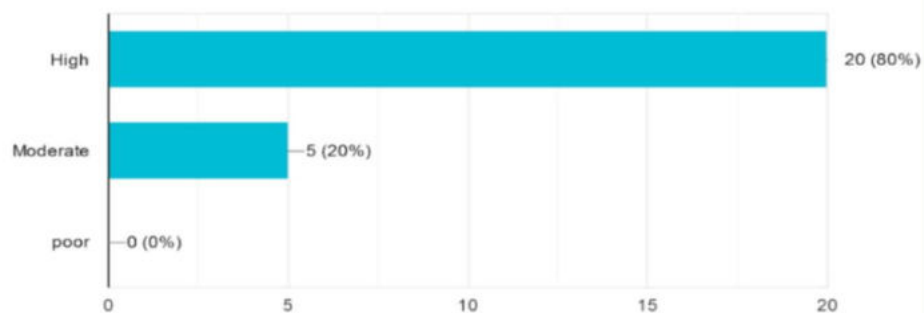
8) How do you rate the electives offered in relation to the technological advancements.

26 responses



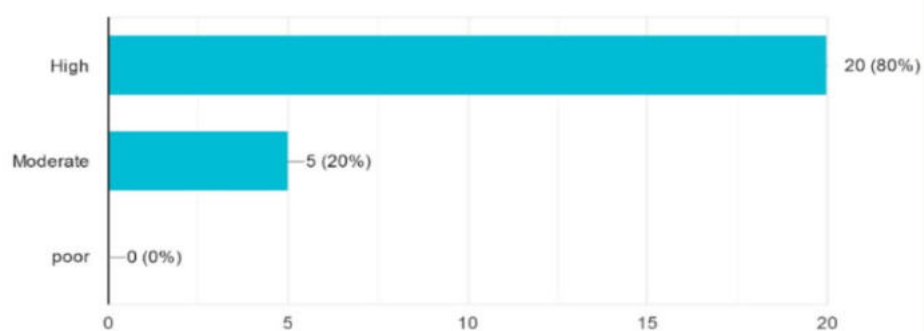
9) The college has given me full freedom to adopt new techniques / strategies of teaching such as group discussions, seminar presentations and learner's participation.

25 responses



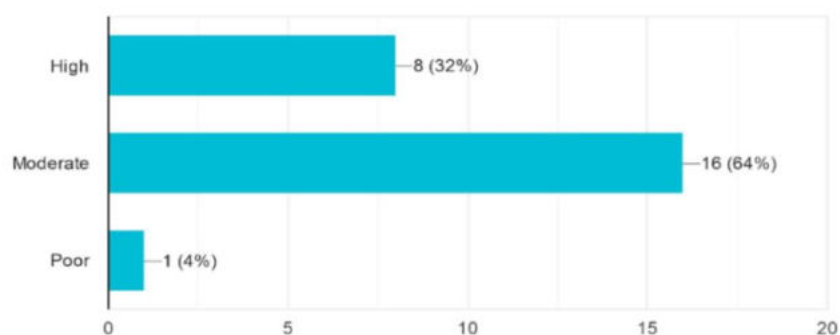
10) I have the freedom to new techniques / strategies of testing and assessment of students.

25 responses



11) ICT facilities in the college are adequate and satisfactory.

25 responses



## **Mungasaji Maharaj Mahavidyalaya, Darwha**

### **Parent's Feedback on Curriculum (2019-2020)**

Feedback of parent's regarding the curriculum was collected by the concerning committee. The following are the responses to the questionnaire for collecting the parent's feedback.

1. How do you rate availability of text and references books in the market?  
**Exceelent: 67.3%                      Good: 18.5%                      Poor: 14.2%**
2. How do you rate the quality and relevnce of the courses included in to the curriculum?  
**Exceelent: 66.5%                      Good: 20.5%                      Poor: 13%**
3. How do you rate the treatment of the student by the faculty irrespective of the background of the students in teaching and evluation?  
**Exceelent: 63%                      Good: 30.2%                      Poor: 6.8%**
4. How do you rate the ambience of the college for effective deliverary of the academic process ?  
**Exceelent: 69.6%                      Good: 24.8%                      Poor: 5.6%**
5. How do you rate the quality of teaching in the institution?  
**Exceelent: 51.9%                      Good: 37.5%                      Poor: 10.6%**
6. How do you rate the outcomes of your wards has achieved from the courses?  
**Exceelent: 70.4%                      Good: 19.5%                      Poor: 10.1%**
7. How do you rate the transparency of the evaluation system in the college?  
**Exceelent: 69.6%                      Good: 22.4%                      Poor: 8%**
8. How do you rate the college activities that help your ward in getting job and placement?  
**Exceelent: 55.3%                      Good : 29.8%                      Poor: 14.9%**
9. How do you rate the scholarship/ concession given to your ward by the college  
**Exceelent: 55.6%                      Good: 25.3%                      Poor: 19.1%**
10. How do you rate the satisfaction level of curriculum as per recuitment of employability/ higher learning?  
**Exceelent: 53.6%                      Good: 35.6%                      Poor 10.8%**

#### ***Analysis of parent's feedback is as under***

1. Overall Excellent percentage is varying from 54% to 70%
2. Overall Good percentage is varying from 19% to 38%
3. Overall Good percentage is varying from 6% to 19%

#### ***Suggestions***

Following are suggestions can be driven from the parent's feedback

1. Involment of Parents in the college activities must be considerably enhanced.
2. Scholarship/Concession facility need to be improved.

#### **Committee Members**

**Dr. S. H. Jadhao**  
**Dr. K. V. Dhawale**  
**Ku. P. B. Ruikar**

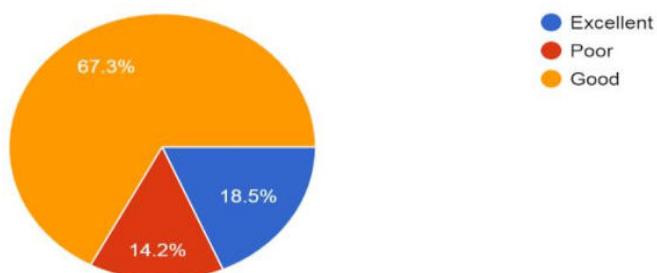
### Academic session

160 responses



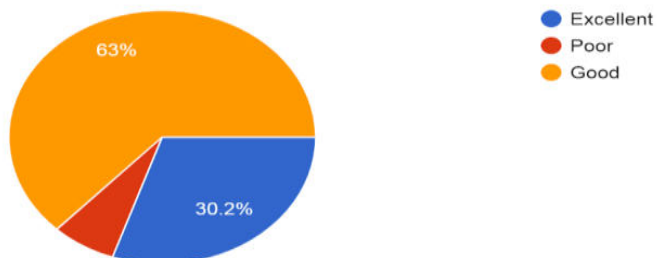
### How do you rate the availability of the text and reference books in the market?

162 responses



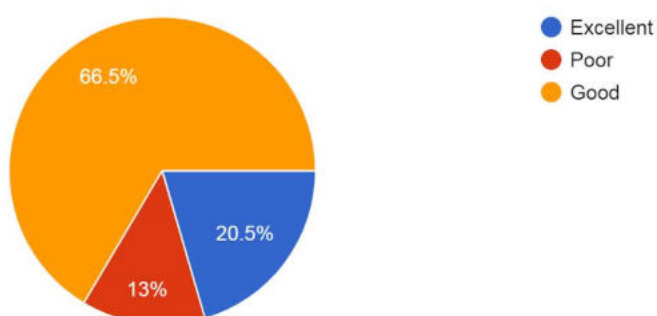
### How do you rate the treatment of the students by the faculty irrespective of the background of the student in teaching and evaluation?

162 responses



### How do you rate the quality and relevance of the courses included into the curriculum?

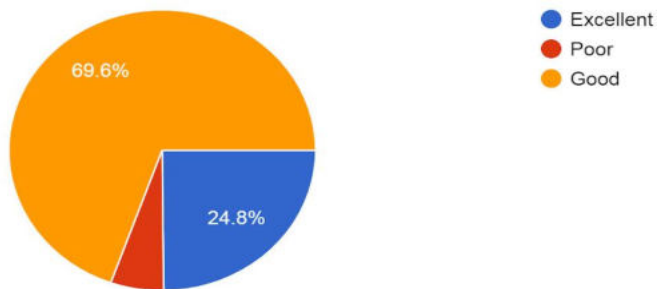
161 responses





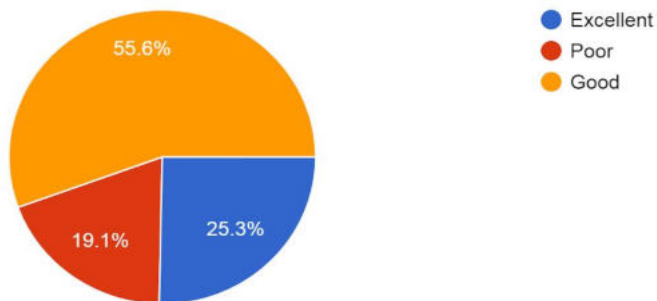
How do you rate the ambience of the college for effective delivery of academic process ?

161 responses



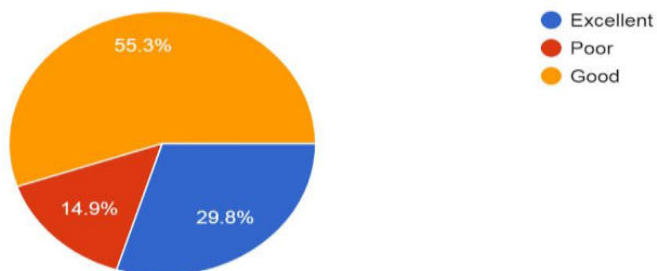
How do you rate the scholarship/Concession given to your ward by the college?

162 responses



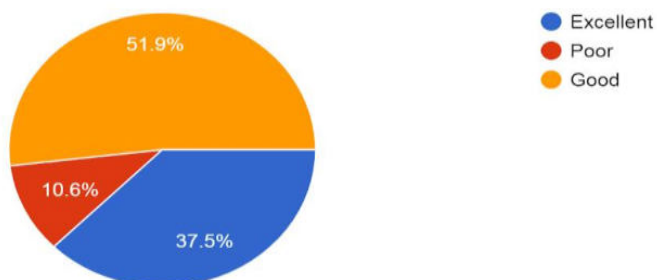
How do you rate the college activities that help your ward in getting jobs and placements?

161 responses



How do you rate the quality of teaching in the institutions ?

160 responses



## *Alumni Feedback*

### **Mungasaji Maharaj Mahavidyalaya, Darwha**

#### **Alumni Feedback Analysis 2019-20**

Though the college has a history of 49 years, its alumni can be traced into various fields like education, social, political, business and industry. We believe that alumni feedback is an important source of information for betterment and development of the institution. During the year 2019-20 online alumni feedback was processed and following conclusion was drawn.

All alumni feel proud that they are the students of this college. They are thankful to the college for providing quality education in such a rural place. They appreciate the dedicated, friendly and co-operative attitude of the college staff. They show their indebtedness towards college for the efforts and hard work of the faculty. They admit that the college played crucial role in shaping their professional, ethical and personal life. They admit that their association with the college not only enabled them to acquire a degree but also it helped them to become human beings and the college also helped to inculcate human values among them and enriched every sphere of their life. They proudly confess that the college developed their confidence from the college programs and the teacher's encouragement for student's participation in these programs, they acknowledge the contribution of the college in developing their communication, leadership qualities, social commitment and responsibilities and they become social and built lifelong relationships only because of the college. They admit that the college provided those wings so that they can fly high to pursue their goals. They give credit to the college for their present position in life.

Thirty-two responses were online collected from the alumni belonging to arts, commerce and science stream. These alumni were studied in the college during the year 1990-93, 1994, 1998, 99, 2000, 2015, 2016, 2018, and 2019. Out of these alumni some alumni contribute to society as a professor, teachers, government servant, managers, Angnvadi Sevika etc.

Feedback regarding the curriculum was collected by them by giving questions on the curriculum. Following are the question wise responses obtained by them.

1. Curriculum prescribed for the college during your term in the college.  
**Excellent: 31.3% Good: 65.6% Average: 00% Poor: 3.1%**
2. Quality of education imparted in the college.  
**Excellent: 40.6% Good: 53.1% Average: 6.8% Poor: 00%**
3. Course content delivery  
**Excellent: 34.4% Good: 53.1% Average: 12.5% Poor: 00%**
4. Course curriculum for fulfilling your expectation.  
**Excellent: 37.5% Good: 50% Average: 12.5% Poor: 00%**
5. Academic initiatives taken by the college to bridge gap between the industry and academia?  
**Excellent: 12.5% Good: 71.9% Average: 9.4% Poor: 6.3%**
6. New skill learnt in the due course of your study (other than syllabus)  
**Excellent: 40.6% Good: 46.9% Average: 12.5% Poor: 00%**
7. Relevance of your degree to your present job.  
**Excellent: 31.3% Good: 62.5% Average: 3.1% Poor: 3.1%**
8. Academic initiatives taken by the college to improve your competence as

students? Innovative teaching – Learning.

Methodology, Seminars, Workshops, Project, Study Tour etc.

**Excellent: 46.9% Good: 34.4% Average: 15.6% Poor: 3.1%**

9. Development activities organized by the college for your overall development?

**Excellent: 43.8% Good: 46.9% Average: 6.3% Poor: 3.1%**

10. Motivation created by the syllabus to pursue post-graduation/research in a particular topic?

**Excellent: 37.5% Good: 50% Average: 6.3% Poor: 6.3%**

### **Best experience and remarkable memory:**

They recollect the friendly teachers and homely atmosphere of the college. They miss the college days, activities and sports events. They do not forget the warmth of relation between students and teachers.

### **Suggestions:**

The following suggestions can be deduced from the analysis of alumni feedback

- More alumni involvement in college events.
- Improvement in canteen.
- RO WATER for drinking.
- Campus should have WI-FI connectivity.
- More new books should be added for college library.

### **Action Taken Report**

- The college has taken sets to enhance participation of alumni in college activities and events.
- The college contemplating to avail assistance of alumni in annual gathering.
- The college has installed RO water system.
- The college provided WI-FI connectivity in the campus
- College library is updated by purchasing new books

### **Alumni Association Committee**

1. Dr. A. J. Dube
2. Dr. K. K. Hurde
3. Dr. K. V. Dhawale
4. Dr. N. A. Rashidi
5. Prof. S. A Damhare
6. Dr. S. P. Akhare
7. A. N. Khandare
8. Dr. S. M. Gawande



  
Principal  
Mungaji Maharaj Mahavidyalaya  
Darwaha Dist. Yavatmal

7/17/2020

Untitled form - Google Forms



## Untitled form

Questions Responses 32

32 responses



Accepting responses



Summary

Question

Individual

Full Name :

32 responses

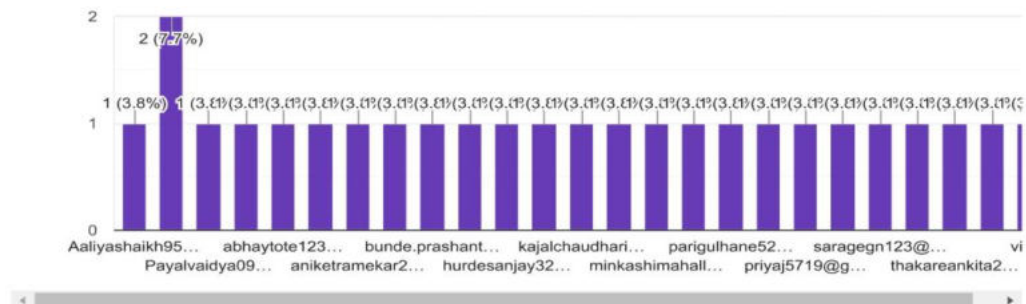


7/17/2020

Untitled form - Google Forms

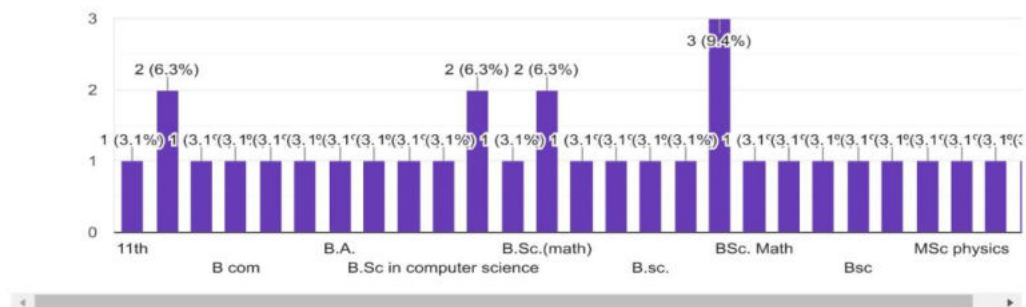
Email Id:

26 responses



Name of the course completed

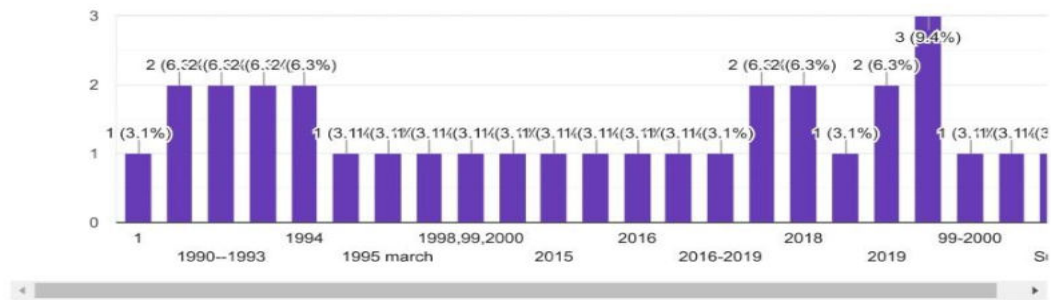
32 responses





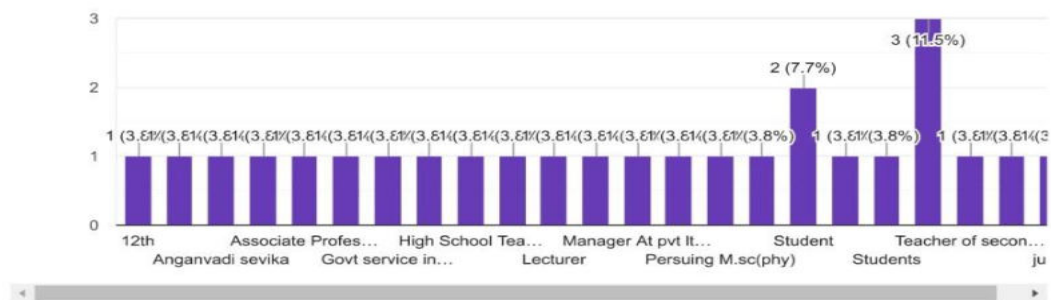
## Year of completion of course

32 responses



## Present Occupation/Designation

26 responses



## Your opinion about our college

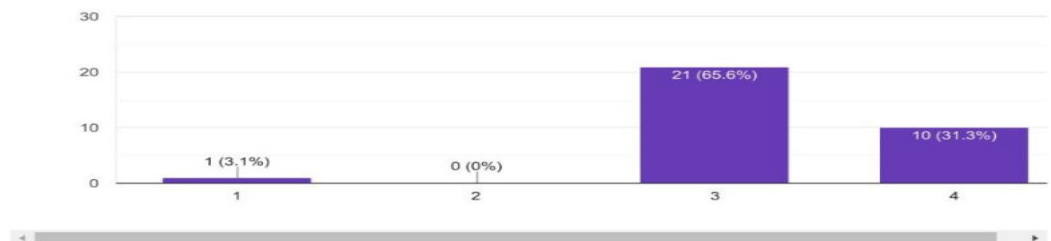
22 responses

- Excellent
- Good
- high std. qualities education is given to every student and experience teacher staf gives best quality education .
- It is Ideal for me.
- Staf is very cooperative.collage environment is so beautiful
- Teaching staff is excellent and cooperative
- Good teachers
- BEST PLACE TO LEARN
- Best faculties in this collage

## QUESTIONNAIRE

1.How would you rate the curriculum prescribed for your degree during your term in the college?

32 responses

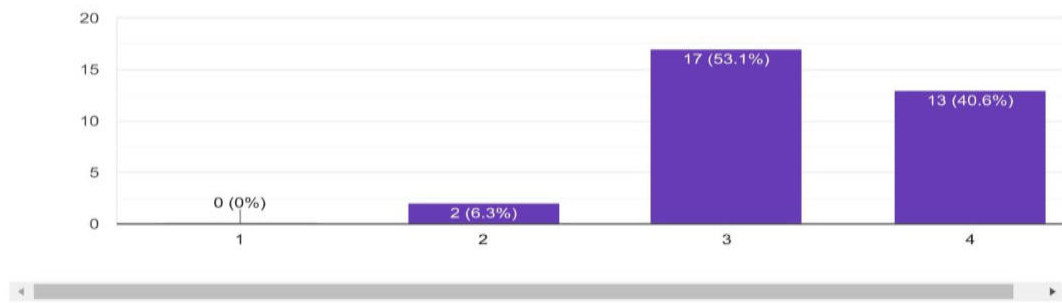


7/17/2020

Untitled form - Google Forms

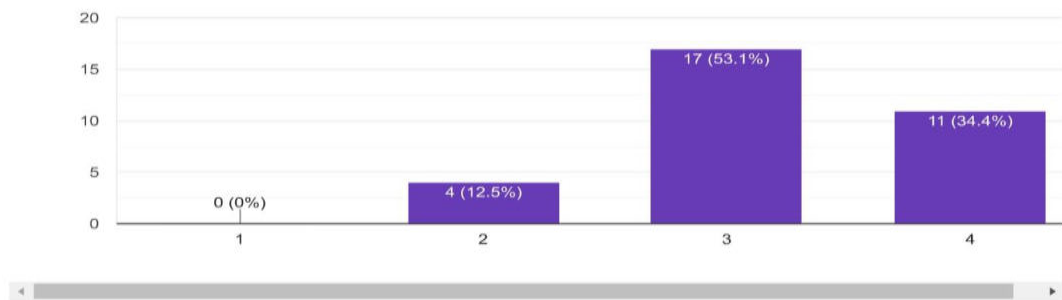
2.How would you rate the quality of education imparted in the college?

32 responses



3.How would you rate the course content delivery ?

32 responses

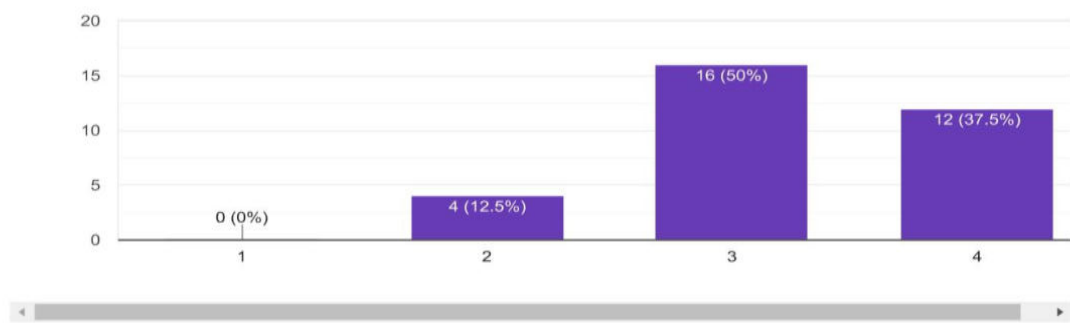


7/17/2020

Untitled form - Google Forms

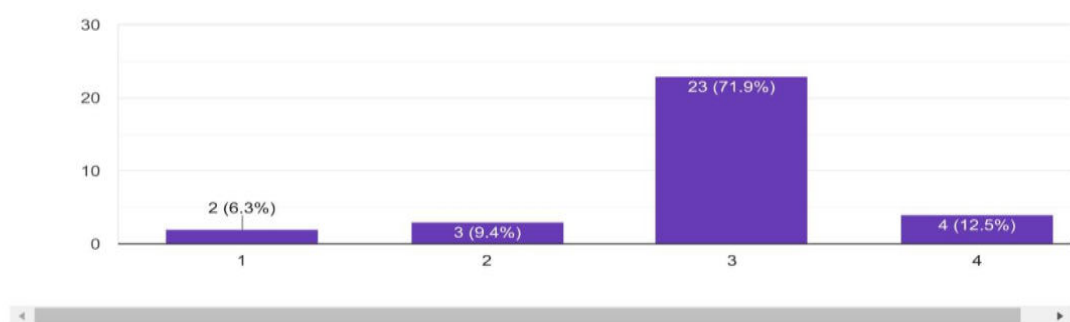
4.How would you rate the course curriculum for fulfilling your expectations?

32 responses



5.How do you rate the academic initiatives taken by the college to bridge the gap between industry & academia?

32 responses

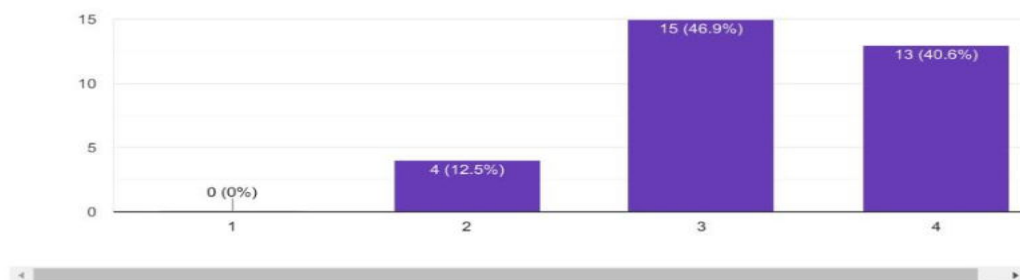


7/17/2020

Untitled form - Google Forms

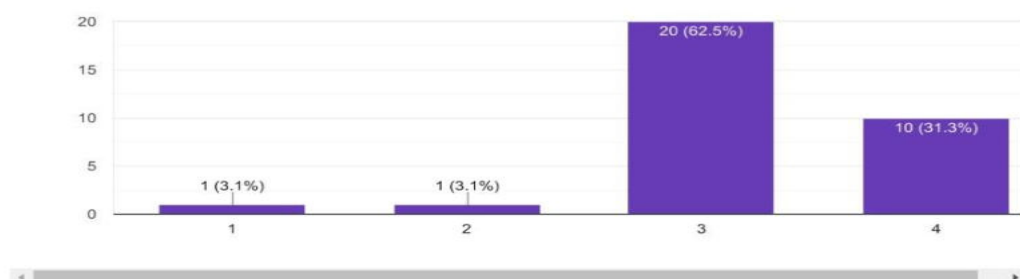
6.How would you rate any new skills learnt in the due course of your study (Other than syllabus)

32 responses



7.How do you rate the relevance of your degree to your present job?

32 responses

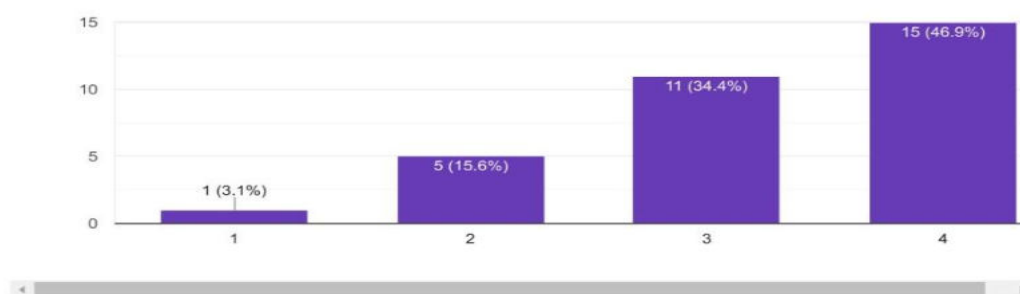


7/17/2020

Untitled form - Google Forms

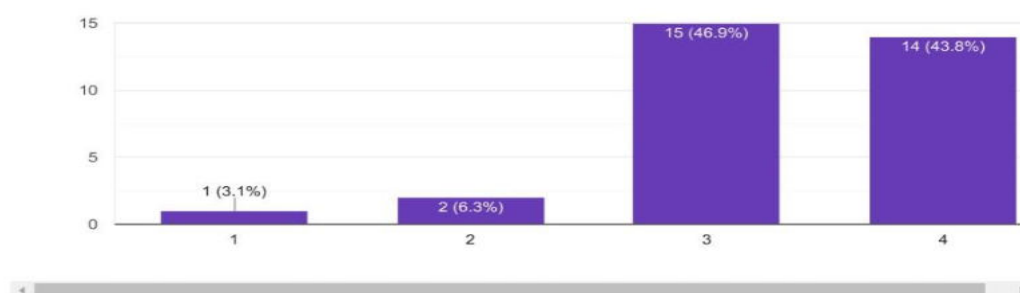
8.How would you rate the following academic initiatives taken by the college to improve your competence as student? Innovative Teaching-Learning methodologies, Seminars, Workshops, Projects, Study Tours, etc

32 responses



9.How do you rate development activities organized by the college for your overall development?

32 responses



## Session 2020-2021

### Student's Feedback

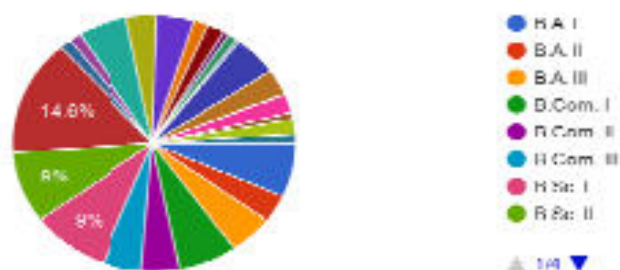
## Feedback from students about college Session 2020-21

Faculty  
1,007 responses



Class

1,007 responses



Academic Session

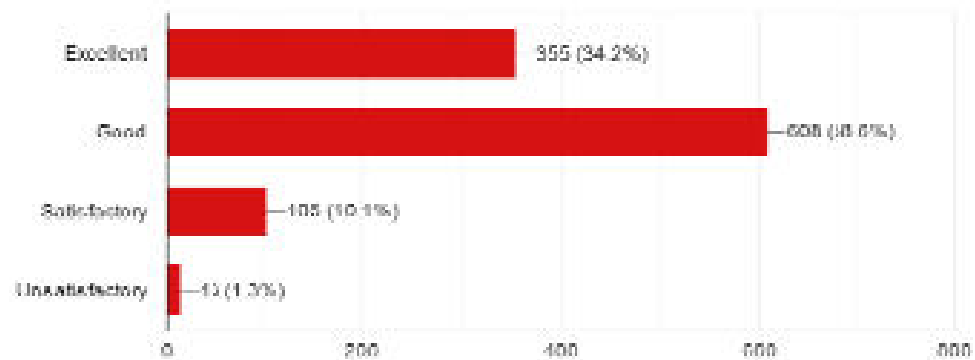
1,007 responses





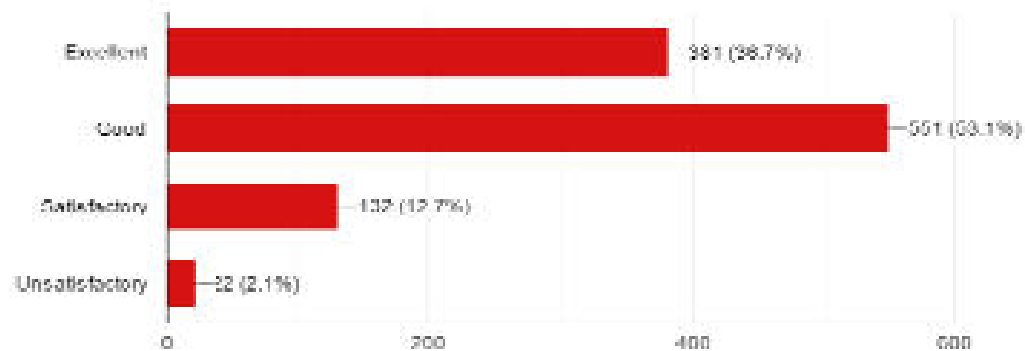
1) The green and eco-friendly college campus is:

1,037 responses



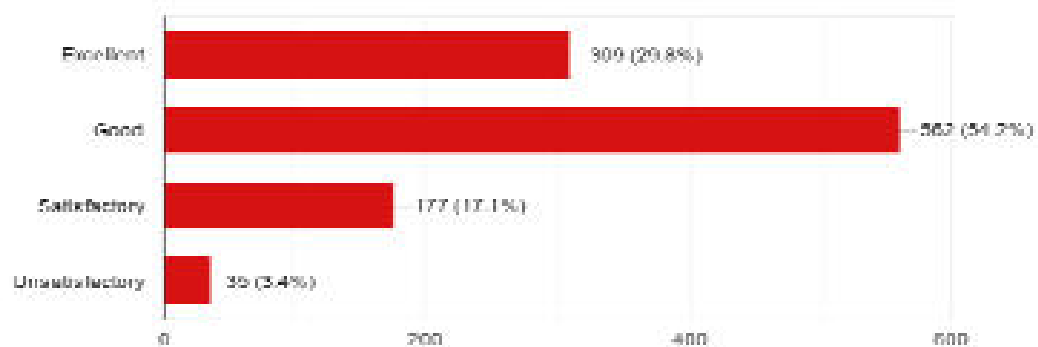
2) Continuous efforts taken by college to improve the quality of learning and teaching is :

1,037 responses



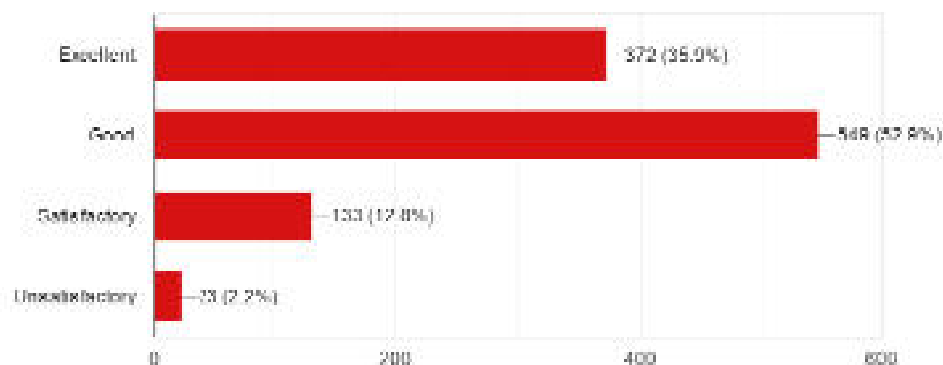
3) Programmes taken by the college for providing new opportunities, student exchange, internship etc. to the students are :

1,037 responses



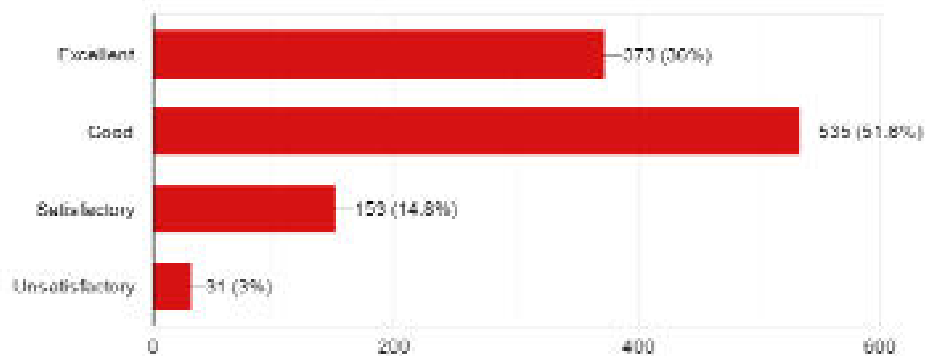
4) The overall teaching and mentoring process of the college is :

1,001 / responses



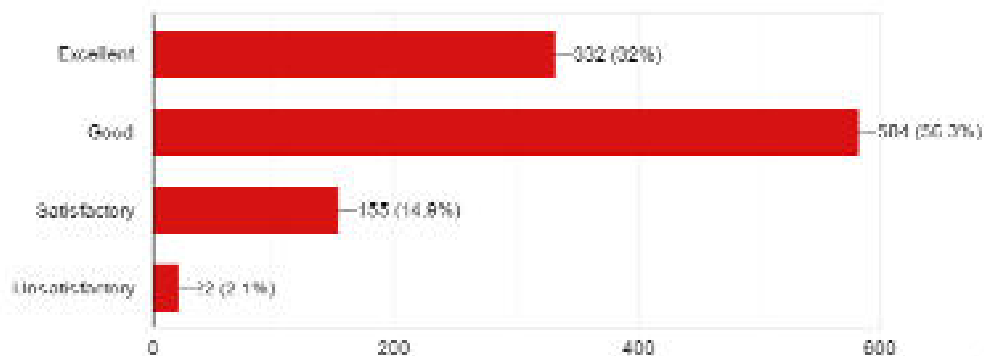
5) The cooperative and helpful official staff of the college is :

1,037 / responses



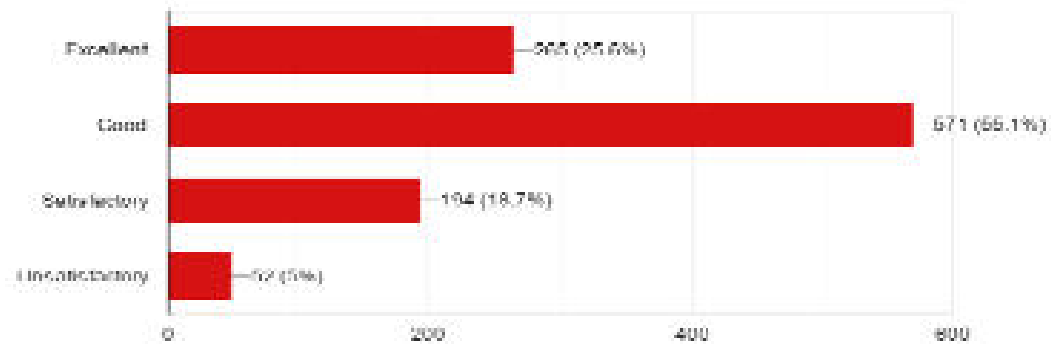
6) The helpful and cooperative library staff is :

1,037 / responses



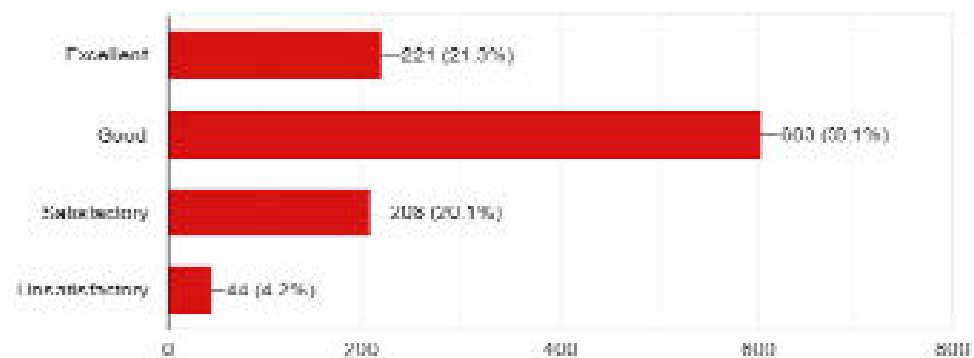
10) Clean and well maintained classrooms are :

1,037 responses



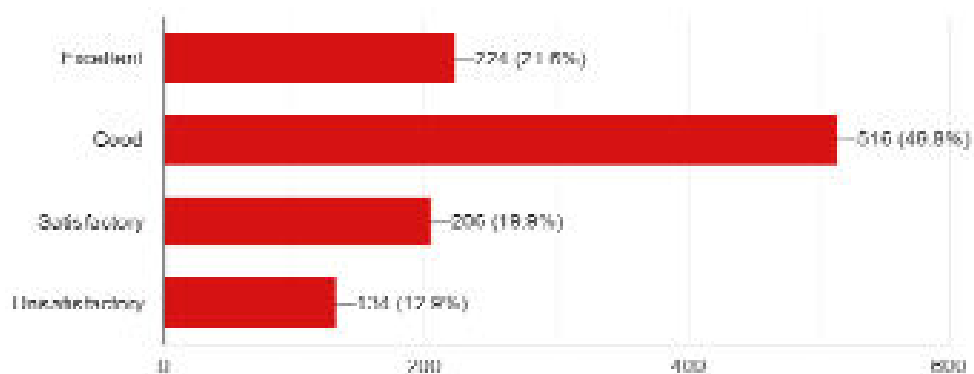
11) Building / classrooms accessible for disabled persons are :

1,037 responses



12) Clean drinking water available in the campus is :

1,037 responses



## Note sheet

Feed back from students about the college was collected by the concerning committee. Total number of the students who responded is 1037 (one thousand and thirty seven) 379 arts, 255 commerce, 403 science students. Following are the responses to the questionnaire for collecting teachers feedback on curriculum for year 2020-21

Sl. No.	Question	Excellent	Good	Fair	Poor
1.	The green and ecofriendly college campus is	34.2%	58.6 %	10.1 %	1.3 %
2.	Continuous efforts taken by the college to improve the quality of learning and teaching is	36.7 %	53.1 %	12.7 %	2.1 %
3.	Programmes taken by the college for providing new opportunities ,student exchange , internship etc to the students.	29.8 %	54.2 %	17.1 %	3.4 %
4.	The overall teaching and mentoring process of the college is	35.9 %	52.9 %	12.8 %	2.2 %
5.	The cooperative and helpful staff of the college is	36.0 %	51.6 %	14.8 %	3.0 %
6.	The helpful and cooperative library staff is	32.0 %	56.3 %	14.9 %	2.1 %
7.	The available prescribed books/reading materials in the library are	34.5 %	52.1 %	15.7 %	2.3 %
8.	Internet facility provided in the campus is	19.8 %	48.9 %	23.0 %	12.7 %
9.	Working condition of the equipment in the labs are	25.7 %	59.1 %	17.7 %	2.0 %
10.	Clean and well maintained classrooms are	25.6 %	55.1 %	18.7 %	5.0 %
11.	Building / classrooms for disabled persons are	21.3 %	58.1 %	20.1 %	4.2 %
12.	Clean drinking water available in the campus is	21.6 %	49.8 %	19.9 %	12.9 %
13.	Separate common rooms available for the girls and boys is	16.4 %	50.6 %	23.9 %	13.3 %
14.	Condition of the toilets / washrooms in the campus is	13.4 %	50.5 %	25.7 %	14.9 %
15.	Problems solved by the grievance redressal committee within the time is	20.3 %	58.9 %	20.2 %	5.0 %

Analysis of teachers feedback is as under

- 1) Overall excellent percentage is varying --- 13.4 to 36.0 %
- 2) Overall good percentage is varying ----- 48.9 to 59.1 %
- 3) Overall fair percentage is varying ----- 12.8 to 25.7 %
- 4) Overall poor percentage is varying ----- 1.3 % to 14.9 %

Following are suggestions which can be drawn from students feedback.

- 1) Internet facility provided in the campus.
- 2) Condition of the toilets / washrooms in the campus be improved.

*Pl. inform  
the concerned  
and comply with  
the coming action  
L. K. J.  
7/6/2021*

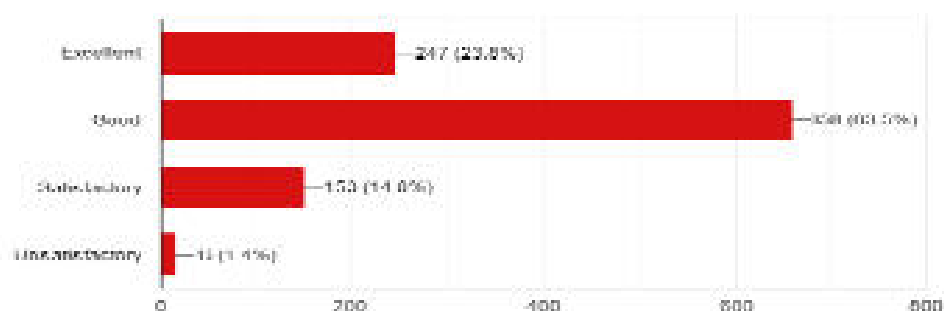
Committee Members

1. Prof. Dr. S.V. Chatur *Chatur*
2. Prof. Dr. K.V. Dhawale *Dhawale*
3. Prof. Dr. P.H. Bhagwat *Bhagwat*

## Feedback from students about Curriculum Session 2020-21

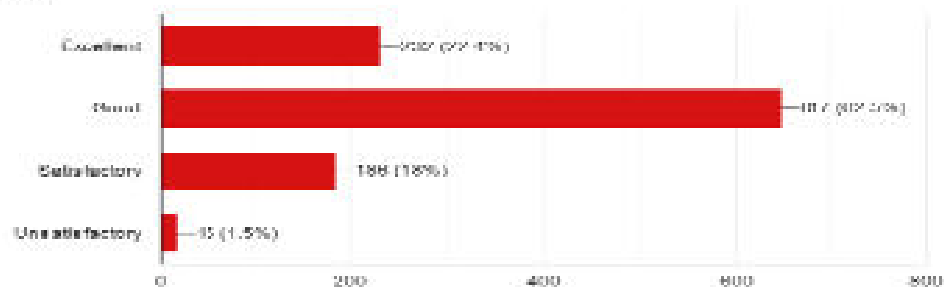
1) Prescribed curriculum for the present scenario is.

1,036 responses




2) Application oriented curriculum or theoretical curriculum is

1,036 responses



3) Schedule of lectures provided by the college is.

1,036 responses



4) Contents of the syllabus is.

1,036 responses



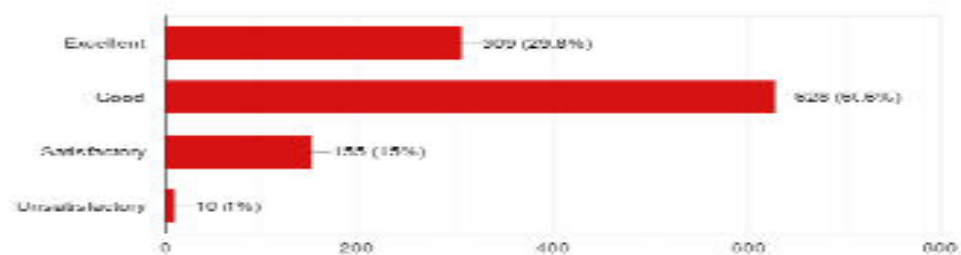
5) Group of optional subjects provided by the college is.

1,036 responses



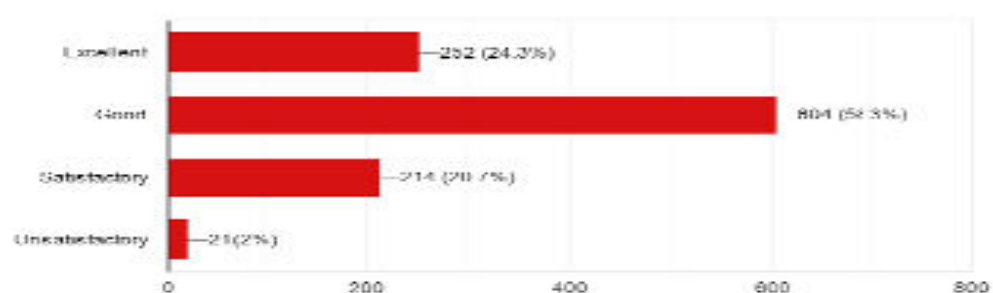
6) How do you rate the percentage of practicals in the program?

1,036 responses



7) How do you rate the electives offered in relation to the technological advancement?

1,036 responses





## Note sheet

Feedback form students about curriculum was collected by the concerning committee. Total number of the students who responded is 1036 (one thousand and thirty six) 300 arts, 136 commerce, 600 science students. Following are the responses to the questionnaire for collecting teachers feedback on curriculum for year 2020-21

Sl. no	Question	Excellent	Good	Fair	Poor
1.	Prescribed curriculum for the present scenario is	23.8 %	63.5 %	14.8 %	1.4 %
2.	Application oriented curriculum or theoretical curriculum is	22.4 %	62.5 %	18.0 %	1.5 %
3.	Schedule of lectures provided by the college is	37.3 %	53.0 %	13.6 %	1.8 %
4.	Contents of the syllabus is	33.1 %	57.1 %	14.2 %	1.6 %
5.	Group of optional subjects provided by the college is	29.3 %	57.8 %	15.3 %	2.5 %
6.	How do you rate the percentage of practicals in the programme	29.8 %	60.6 %	15.0 %	1.0 %
7.	How do you rate the electives offered in relation to the technological advancement	24.3 %	58.3 %	20.7 %	2.0 %

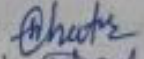


Analysis of students feedback is as under

- 1) Overall excellent percentage is varying --- 22.4 to 37.3 %
- 2) Overall good percentage is varying ----- 53.0 to 63.3 %
- 3) Overall fair percentage is varying ----- 13.6 to 20.7 %
- 4) Overall poor percentage is varying: ----- 1.0 % to 2.5 %

Following are suggestions which can be drawn from students feedback.

- 1) Group of optional subjects provided by the college.


Committee Members

1. Prof. Dr. S.V. Chatur 
2. Prof. Dr. K.V. Dhawale 
3. Prof. Dr. P.H. Bhagwat - 


*Pl inform the concern  
and ask to comply with  
in coming session  
L.P. Bauli  
2/6/2021*

## Evaluation of Teachers Performance by Students Session 2020-21


Faculty  
1,354 responses




Academic Session  
1,354 responses



Students >= 18 years old (undergraduate & postgraduate)  
1,354 responses



Students < 18 years old (undergraduate and postgraduate below 18 years old) (undergraduate students < 18 years old)  
1,354 responses



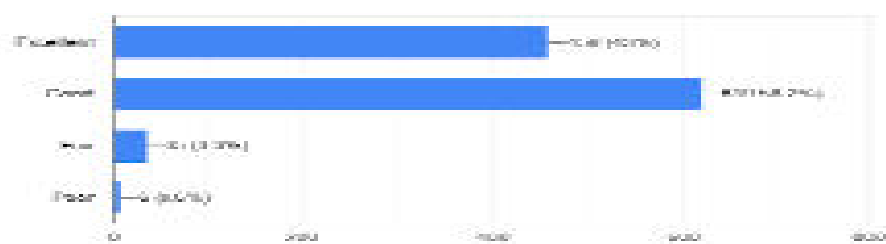
1) How well prepared did you feel to deliver the lesson?

1,304 responses



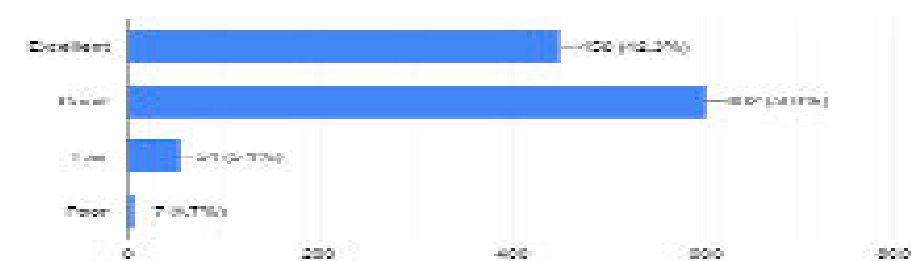
2) How is the teacher's regularity in engaging the classes as per time-table?

1,304 responses



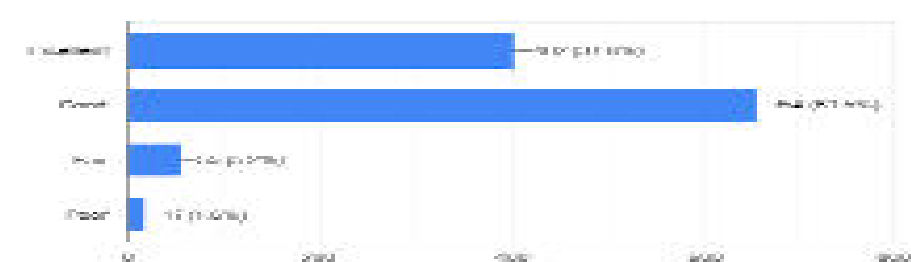
3) How accessible is the teacher for solving difficulties after class hours?

1,304 responses



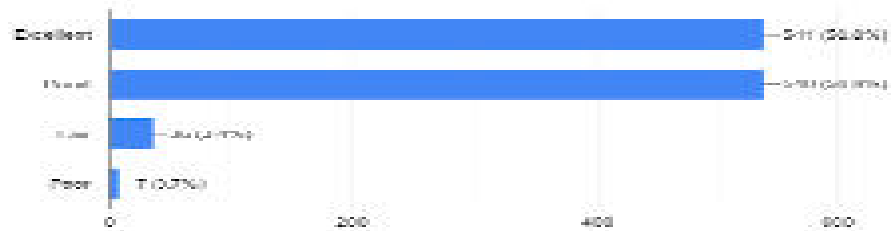
4) How alert is the teacher about identifying and promoting individual students' responsibilities?

1,304 responses



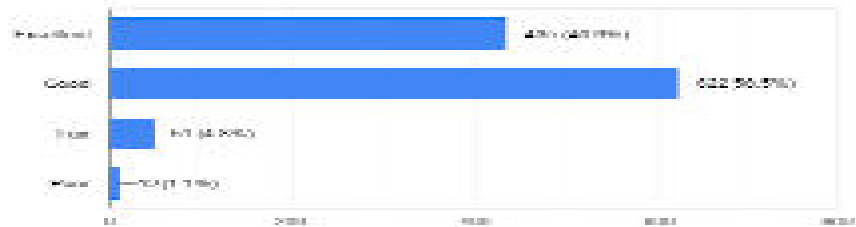
Q7 How effective is teacher in teaching the subject?

1,801 responses



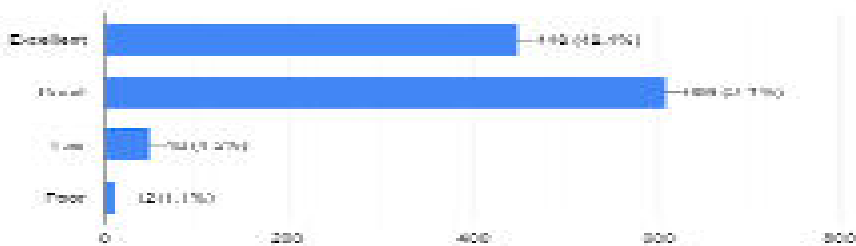
Q8 How effectively the teacher provides guidance to the students about books, literature and independent study techniques?

1,801 responses



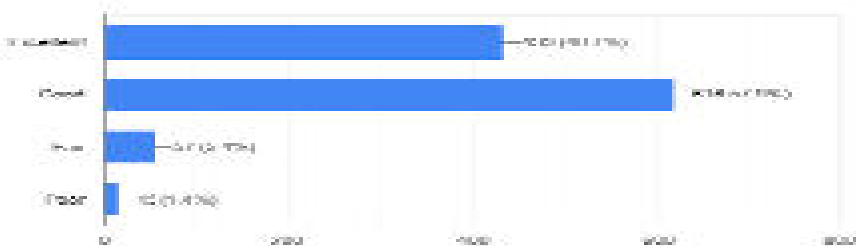
Q9 How the teacher encourages the students to ask questions and to give meaningful answer?

1,801 responses



Q10 How effectively teacher control the class?

1,801 responses



## Note sheet

Feed back of Evaluation of teachers performance by students was collected by the concerning committee. Total number of the students who responded is 1064 (one thousand and sixty four) 326 arts, 139 commerce, 600 science students. Following are the responses to the questionnaire for collecting teachers feedback on curriculum for year 2020-21

No.	Question	Excellent	Good	Fair	Poor
1.	How well prepared does teacher come to class	53.4%	48.4 %	1.3 %	0.5 %
2.	How is teachers regularity in engaging the classes as per time -table	43.0 %	58.2 %	3.3 %	0.6 %
3.	How accessible is the teacher for solving difficulties after class hours	42.3 %	56.6 %	5.1 %	0.7 %
4.	How alert is the teacher about identifying and promoting social awareness and responsibilities.	37.8 %	61.5 %	5.2 %	1.6 %
5.	How effective is teacher in teaching the subject	50.8 %	50.8 %	3.4 %	0.7 %
6.	How effectively teacher provides guidance to the students about books, literature and independent study techniques	40.9 %	58.5 %	4.8 %	1.1 %
7.	How does the teacher encourage the students to ask questions and to give meaningful answer	42.1 %	57.1 %	4.5 %	1.1 %
8.	How effectively teacher controls the class	40.7 %	57.9 %	5.4 %	1.4 %
9.	How is relationship with the teacher	32.3 %	65.6 %	4.9 %	1.3 %
10.	How teacher encourages and give information about higher studies/job opportunities in the subject	37.6 %	61.6 %	4.0 %	1.4 %

Analysis of teachers feedback is as under

- 1) Overall excellent percentage is varying --- 32.3 to 53.4 %
- 2) Overall good percentage is varying ----- 48.4 to 65.6 %
- 3) Overall fair percentage is varying ----- 1.3 to 5.4 %
- 4) Overall poor percentage is varying ----- 0.5 % to 1.4 %

Following are suggestions which can be drawn from students feedback.

- 1) The teachers should try to improve identifying and promoting social awareness and responsibilities.

*Pl. inform the  
deficiencies to concerned  
and ask to comply with  
in the coming session  
V. S. Gaur  
21/6/2021*

Committee Members

1. Prof. Dr. S.V. Chatur *Chatur*
2. Prof. Dr. K.V. Dhawale *Dhawale*
3. Prof. Dr. P.H. Bhagwat *Bhagwat*

## Teachers Feedback

### Teacher's Feedback about Curriculum & College Session 2020-21

Designation  
27 responses



Department  
22 responses

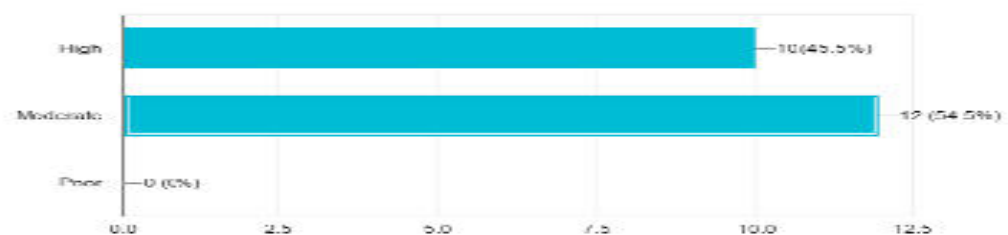


Academic Session  
22 responses



1) The curriculum and syllabus are well organized and suitable to the program.

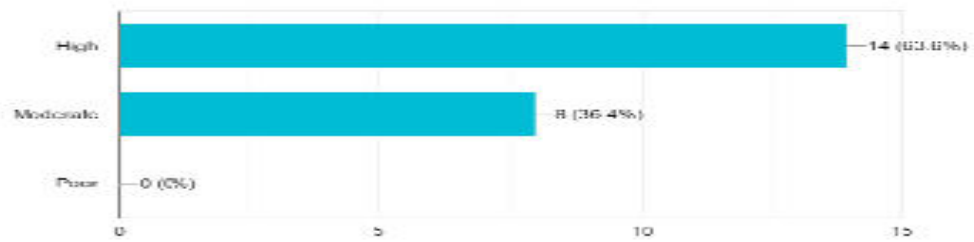
22 responses





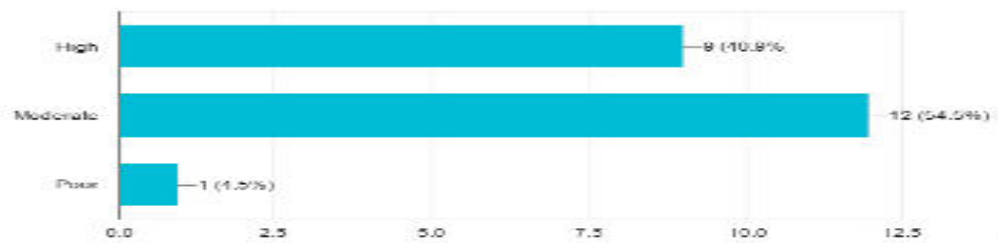
2) The learning objective are clear and appropriate to the program.

22 responses



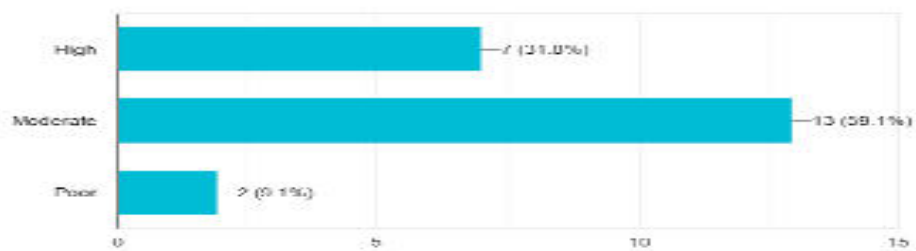
3) Provision to update curriculum time to time.

22 responses



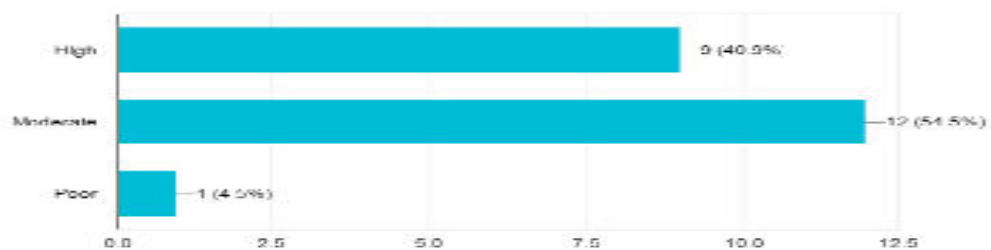
4) The system followed by the university for the design and development of curriculum is effective.

22 responses



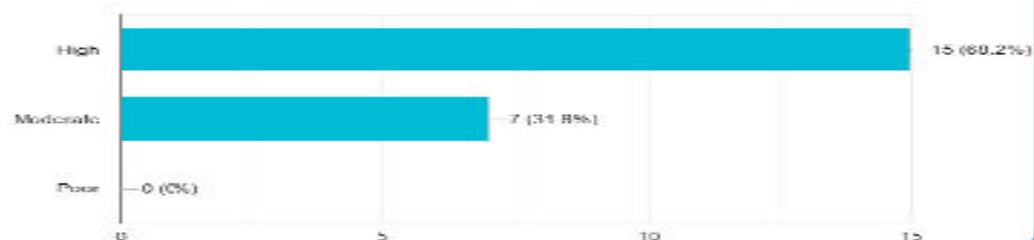
5) The curriculum has a good balance between theory and practical.

22 responses



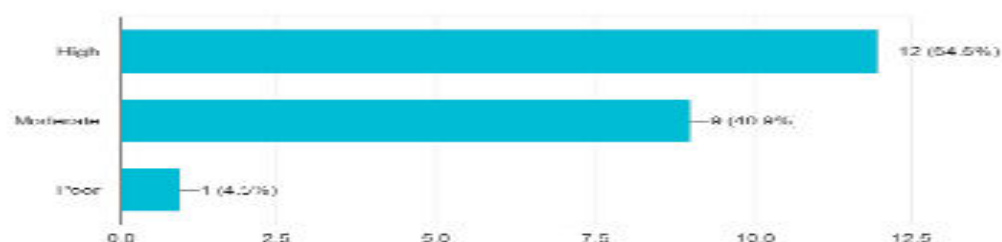
6) The text Books / Reference Books are well suited to the course.

22 responses




7) How do you rate the distribution of contact hours among the course components.

22 responses



8) How do you rate the electives offered in relation to the technological advancements.

22 responses



9) The college has given me full freedom to adopt new techniques / strategies of teaching such as group discussions, seminar presentations and learner's participation.

22 responses



10) I have the freedom to new techniques / strategies of testing and assessment of students.

22 responses



11) ICT facilities in the college are adequate and satisfactory.

22 responses



### Note sheet

Feed back of the teachers regarding the curriculum was collected by the concerning committee. Total number of teachers who responded is 22 (twenty two) following are the responses to the questionnaire for collecting teachers feedback on curriculum for year 2020-21

Sl. No.	Question	High	Moderate	Poor
1.	The curriculum and syllabus are well organized and suitable to the programme	45.5 %	54.5 %	0.0 %
2.	The learning objectives are clear and appropriate to the programme	63.6 %	36.4 %	0.00 %
3.	Provision to update curriculum from time to time	40.9 %	54.5 %	4.5 %
4.	The system followed by the university for the design and development of curriculum is effective	31.8 %	51.9 %	9.1 %
5.	The curriculum has good balance between theory and practical	40.9 %	54.5 %	4.5 %
6.	The text books/reference books are well suited to the course.	68.2 %	31.8 %	0.00 %
7.	How do you rate the distribution of contacts hours among the course components.	54.5 %	40.9 %	4.5 %
8.	How do you rate the electives offered in relation to the technological advancements.	45.5 %	45.5 %	9.1 %
9.	The college has given me full freedom to adopt new techniques / strategies of teaching such as group discussions, seminars presentations and learners participation	77.3 %	22.7 %	0.00 %
10.	I have the freedom of to new techniques / strategies of testing and assessment of students.	81.8 %	18.2 %	0.00 %
11.	ICT facilities in the college are adequate and satisfactory	45.5 %	45.5 %	9.1 %

Analysis of teachers feedback is as under

- 1) Overall high percentage is varying --- 31.8 to 81.8 %
- 2) Overall moderate percentage is varying --- 18.2 to 54.5 %
- 3) Overall poor percentage is varying ----- 0.00 to 9.1 %

Following are suggestions which can be drawn from teachers feedback.

- 1) The electives offered in relation to the technological advancement is not be improved considerably so committee recommends for policy decision.

*Pl. inform the  
difficulties to  
concern and ask him  
to supply in coming  
session. J. Bhat  
7/6/2021*

Committee Members

1. Prof. Dr. S.V. Chatur *S. Chatur*
2. Prof. Dr. K.V. Dhawale *K. Dhawale*
3. Prof. Dr. P.H. Bhagwat *P. Bhagwat*

## Parent's Feedback

### Mungasaji Maharaj Mahavidyalaya, Darwha Parent's Feedback on Curriculum 2020-21.

Feedback of parents regarding the curriculum was collected by the concerning committee. The following are the responses to the questionnaire for collecting the parent's feedback.

11. How do you rate availability of text and references books in the market?  
**Exceellent: 25%      Good: 61%      Fair: 11%      Poor: 3%**
12. How do you rate the quality and relevnce of the courses included in to the curriculum?  
**Exceellent: 36%      Good: 55.1%      Fair: 4.5%      Poor: 4.4%**
13. How do you rate the treatment of the student by the faculty irrespective of the background of the students in teaching and evluation?  
**Exceellent: 30.1%      Good: 52.9%      Fair: 14.7 %      Poor: 2.3 %**
14. How do you rate the ambience of the college for effective deliverary of the academic process ?  
**Exceellent: 28.7 %      Good: 55.9 %      Fair: 9.6 %      Poor: 5.8%**
15. How do you rate the quality of teaching in the institution?  
**Exceellent: 35.6 %      Good: 48.1%      Fair: 11.1      Poor: 5.2%**
16. How do you rate the outcomes of your wards has achieved from the courses?  
**Exceellent: 23.5 %      Good: 64.7 %      Fair: 7.8%      Poor: 4 %**
17. How do you rate the transparency of the evaluation system in the college?  
**Exceellent: 30.9 %      Good: 58.1 %      Fair:7.5 %      Poor: 3.5 %**
18. How do you rate the college activities that help your ward in getting job and placement?  
**Exceellent: 25 %      Good : 56.6 %      Fair: 9.6 %      Poor: 8.8 %**
19. How do you rate the scholarship/ concession given to your ward by the college  
**Exceellent: 25.7 %      Good: 51.5%      Fair: 12.5 %      Poor: 10.3 %**
20. How do you rate the satisfaction level of curriculum as per recuitment of employability/ higher learning?  
**Exceellent: 30.1 %      Good: 54.9 %      Fair: 11.5%      Poor 3.5 %**

### Analysis of parents feedback is as under

4. Overall Excellent percentage is varying from 23.5 % to 36 %
5. Overall Good percentage is varying from 51.1 % to 64.7 %
6. Overall Fair percentage is varying from 4.5 % to 12.5 %
7. Overall poor percentage is varying from 2.3 % to 10.3 %

### Suggestions

Following are suggestions can be driven from the parents feedback

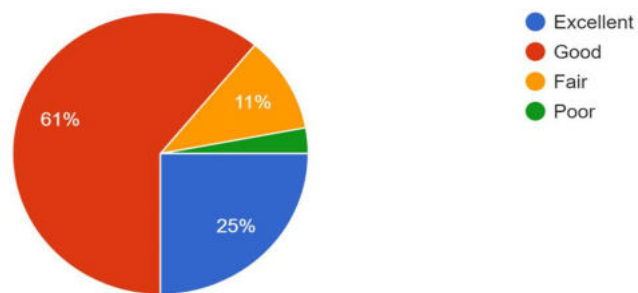
3. College activities that help your ward in getting job and placement need to be improved
4. Scholarship/Concession facility need to be improved.

### Action Taken

1. Suggestions are appreciated and decided to place before College Development Committee (CDC).

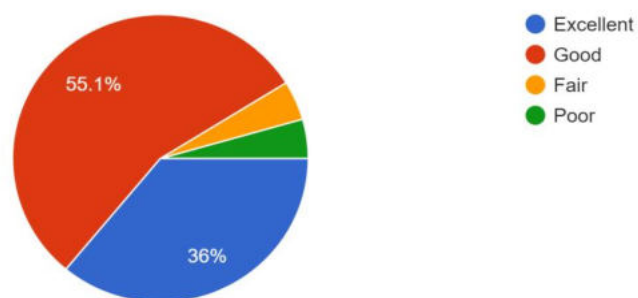
How do you rate the availability of text and reference books in the market?

136 responses



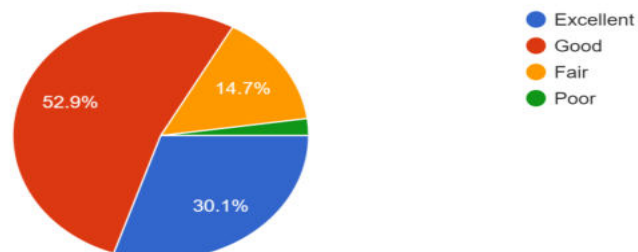
How do you rate the quality and relevance of the course included in to the curriculum ?

136 responses



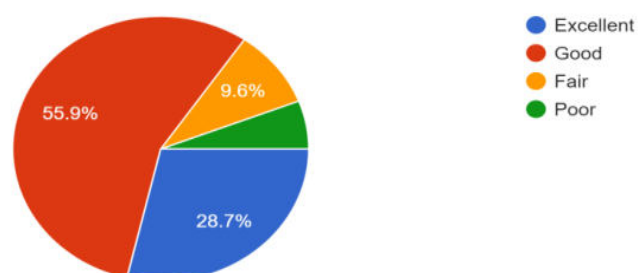
How do you rate the treatment of the students by the faculty irrespective of the background of the students in teaching and evaluation ?

136 responses



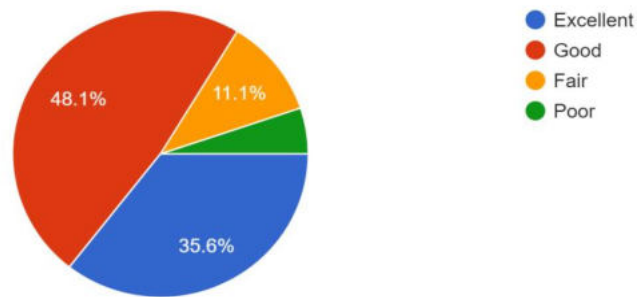
How do you rate the ambience (atmosphere) of the college for effective delivery of the academic process ?

136 responses



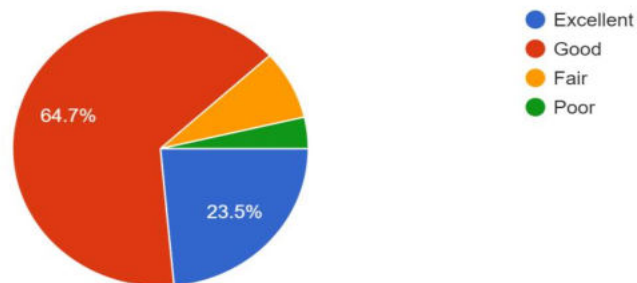
How do you rate the quality of the teaching in the institution ?

135 responses



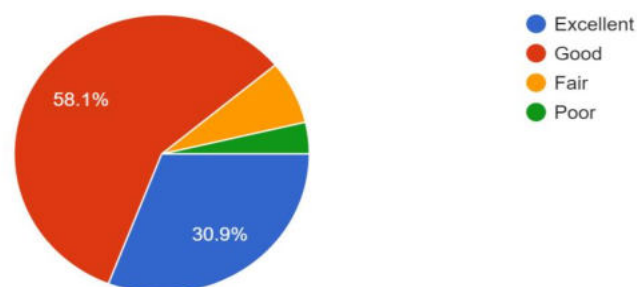
How do you rate the outcomes of your wards has achieved from the course ?

136 responses



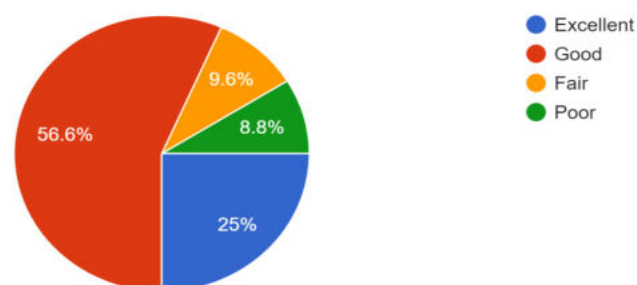
How do you rate the transparency of the evaluation system in the college ?

136 responses



How do you rate the college activities that helps your ward in getting job and placement ?

136 responses





## **Mungasaji Maharaj Mahavidyalaya, Darwha**

### **Alumni Feedback Analysis 2020-21**

The college has a long history of establishment, its alumni can be traced into various fields like education, social, political, business industry etc. An alumni feedback is an important source of information for betterment and development of any institution. In 2020-21 online alumni feedback was processed and the following conclusions are drawn.

Our alumni are proud to be the students of this college. They are very much thankful to the college for providing quality education at such a rural place. They appreciated the dedicated, friendly, helping and co-operative attitude of the college staff. They showed their indebtedness towards college for the efforts and hard work of the faculty. They admitted that the college played crucial role in shaping their professional, ethical and personal life. Their association with the college not only enabled them to acquire a degree but it also helped them to become good human beings. The college also helped to inculcate values among them and enriched every sphere of their life. They proudly confessed that the college motivated and developed their confidence by various activities. They acknowledged the contribution of the college in developing their communication, leadership qualities, social commitment and responsibilities. They became social and built lifelong relationships only because of the college. The Alumni firmly stated that the college has provided those wings with which they can fly high to pursue their goals. They gave credit to the college for their present position in life.

Thirty responses were online collected from the alumni belonging to Arts, Commerce and Science stream. Some of the alumni have been contributing to the society as a professor, teachers, government servant, managers, Anganwadi Sevika etc.

Feedback regarding the curriculum was collected by giving questionnaire on the curriculum. Following are responses ....

1. Curriculum prescribed for the college during your term in the college.

***Excellent: 50% Good: 46.66% Average: 00% Poor: 3.33%***

2. *Quality of education imparted in the college.*

***Excellent: 50% Good: 46.66% Average: 10% Poor: 3.33%***

3. *Course content delivery.*

***Excellent: 50% Good: 36.66% Average: 10% Poor: 3.33%***

4. *Course curriculum for fulfilling your expectation.*

**Excellent: 40% Good: 53.33% Average: 6.6% Poor: 00%**

5. *Academic initiatives taken by the college to bridge gap between the industry and academia?*

**Excellent: 33.33% Good: 43.33% Average: 23.33% Poor: 00%**

6. *New skill learnt in the due course of your study (other than syllabus)*  
**Excellent: 33.33% Good: 56.66% Average: 10% Poor: 00%**  
7. *Relevance of your degree to your present job.*

**Excellent: 56.66% Good: 3.33% Average: 6.66% Poor: 3.33%**

8. *Academic initiatives taken by the college to improve your competence as students? Innovative teaching – Learning. Methodology, Seminars, Workshops, Project, Study Tour, etc.*

**Excellent: 50% Good: 50% Average: 00% Poor: 00%**

9. *Development activities organized by the college for your overall development?*

**Excellent: 40% Good: 46.953.33% Average: 6.66% Poor: 00%**

10. *Motivation created by the syllabus to pursue post graduation/research in a particular topic?*

**Excellent: 60% Good: 30% Average: 6.66% Poor: 3.33%**

### **Best experience and remarkable memory:**

The alumni recollect the friendly teachers and homely atmosphere of the college. They miss the college days, activities and sports events. They do not forget the warmth of relations between students and teachers.

### **Suggestions:**

- The following suggestions can be deduced from the analysis of alumni feedback
- More alumni involvement in college events.
  - Improvement in canteen.
  - RO WATER for drinking.
  - WI-FI connectivity campus
  - Library should be enriched with new books.

### Action Taken Report

- The college has been taking steps to enhance participation of alumni in college activities and events.
- The college contemplating to avail assistance of alumni in annual gathering.
- The college has installed RO water system.
- The college provided WI-FI connectivity in the campus.
- College library is updated by new books.

### Alumni Association Committee

1. Dr. K. K. Hurde
2. Dr. K. V. Dhawale
3. Dr. N. A. Rashidi
4. Prof. S. A Dambhare

*[Handwritten signatures of Dr. K. K. Hurde, Dr. K. V. Dhawale, Dr. N. A. Rashidi, and Prof. S. A Dambhare]*

*[Handwritten signature of Dr. V. B. Raut]*  
Dr. V. B. Raut

Principal  
Mungaji Maharaj Mahavidyalaya  
Darwaha Dist Yavatmal



*[Handwritten signature of Dr. V. B. Raut]*  
Principal  
Mungaji Maharaj Mahavidyalaya  
Darwaha Dist Yavatmal